

Vol. 10 No. 4 • May/June 2010 • \$6.95

Concrete[®] Decor

The Journal of Decorative Concrete

Classic Gray

*A stylish terrace at a
new Italian auditorium*

Secrets of Self-Levelers



MARCH 15-18, 2011
NASHVILLE


www.ConcreteDecorShow.com

NEW

SCOFIELD®

Revive™

COLOR REFRESHER



An easy new way to restore color in concrete.

Revive faded, worn, mismatched or just plain ugly concrete with new SCOFIELD Revive Color Refresher, a penetrating, colored water repellent that can bring exterior concrete back to that "like new" look. SCOFIELD Revive Color Refresher produces a luster that approximates that of freshly placed concrete, without having a paint-like appearance. It may also be used on concrete pavers or uncolored concrete. SCOFIELD Revive Color Refresher - an economical new way to bring color solutions to your customers.

Call us at 1-800-800-9900 or visit us on the web for more information.

© L. M. Scofield Company 2010 - All rights reserved.
SCOFIELD, , Revive are trademarks of L. M. Scofield Company.



**SCOFIELD
SYSTEMS**

www.scofield.com

Have You Topped Yourself Lately?

Concrete Decor magazine is seeking submissions for the **2010 Concrete Countertop Design Competition.**

Submit your favorite projects today!



Countertop submissions may be submitted in two categories: Residential and Commercial/Public.

Each entry will be evaluated by a panel of experts on the following criteria:

- Aesthetic appeal
- Functionality
- Creativity and originality
- Design challenges that were overcome
- How well the countertop complements its surroundings

Each entry must include a brief explanation of the project, describing the ways in which it meets these criteria. Entries must also include print-quality photos of the finished project.

Winners will receive prize packages worth more than \$1,000 supplied by our industry-leading sponsors.

Note: Only projects completed on or after January 1, 2009, are eligible.

Deadline: All entries must be submitted by July 14, 2010.

To enter: Access the nomination form at www.concretedecor.net/Forms/Concrete_Countertop_Contest.cfm

Questions? Contact: john@protradepub.com (877) 935-8906 x204

SPONSORED BY

SP Systems, LLC

Engrave-A-Crete®



Engineered Concrete Performance
**BUTTERFIELD
COLOR**
Manufacturing a complete line of
Decorative Concrete Products

enCOUNTER
professional countertop system

xpressions-LTD
CONCRETE ARTISTS



CRETE MOLDS
com

Optipozz
Highly Reactive Abrasives

BLUEconcrete.com
PIGMENTS, AGGREGATES, ADORNMENTS

Concrete
The Journal of Decorative Concrete
Decor



Publisher's Letter



Dear Readers,

I was talking with one of our advertisers this past week, and we agreed that business is steadily improving. Reflecting on our days as contractors, we also were of the opinion that any contractor who wants to be busy will find the work. It may not be exactly what you had in mind but it's there. It's just a matter of keeping your eyes peeled for opportunities and exploring every opportunity you stumble upon.

I don't know how long I have been encouraging my son Matthew to go knock on the neighbor's door after school and see if they can use his help with weeding, mowing, washing the car and so on. At 14 years of age, it finally seems to be happening, partly because he wants a new mountain bike and he knows that the only way he'll get it is if he earns the money for it. When he came through the front door late last Sunday evening with another \$40 in his fist he started to realize that the \$120 he had earned in the last couple of days was moving him toward his goal rather quickly. I think he is realizing that it's not that hard — he just needs to get busy doing something if he wants to get somewhere.

For some time I've also been telling my son that when he is actively pursuing his goals he'll find that people will want to help him in his efforts. Now, surprisingly, I find myself talking with Matthew about building a shop at home, investing in the education and equipment, and together starting to fabricate concrete countertops that he can offer to the neighbors as garden furniture, etc. I'm actually quite excited about this opportunity because I see a guy that is motivated and anxious to see where things will take him.

Sure, it's my son I'm talking about, but it really makes little difference to me. Even in his case I am not interested in investing my time and resources only to find myself doing all the work. Maybe that's because I am now a bit wiser at 47 than I was at 27. Experience has also shown me that when you have confidence in yourself and your abilities and you begin to recognize that others appreciate those qualities, there's nothing to stop you from achieving your goals, financially or otherwise.

We won't start building countertops this year, but regardless, I am going to do my best to take Matthew with me to the 2011 Concrete Decor Show & Spring Training, in Nashville. I can't think of a better place for a young man to rub shoulders with people actively pursuing their dreams. I hope you will consider this event in a similar light.

Sincerely,

Bent Mikkelsen, Publisher

Your password to view articles on ConcreteDecor.net:

Saw

Enter this access code to view current and older articles in *Concrete Decor's* online archive. The archive can be found and searched at www.concretedecor.net. The password changes every issue.

To continue receiving both the print magazine and access to our archives, keep renewing your subscription to *Concrete Decor*, the industry's foremost magazine on decorative concrete.



May/June 2010 • Volume 10
Issue No. 4 • \$6.95

Publisher: Bent O. Mikkelsen
Co-Publisher: Ernst H. Mikkelsen
Editor: John Strieder
Assistant Editor: Emily Dixon
Creative Director: Bill Simpson
Web Design: Brian Hollett
Writers: Doug Carlton
Natasha Chilingirian
Jennifer Faller
Stacey Enesey Klemenc
Chris Mayo
Mike Miller
Kelly O'Brien
Sue Marquette Poremba
David Searls
Chris Sullivan
Business Manager: Sheri Mikkelsen
Circulation: Meg Kilduff
Editorial: (877) 935-8906
news@protradepub.com
Fax: (541) 341-6443
Advertiser Services: (877) 935-8906
info@protradepub.com
Fax: (541) 341-6443
Eastern U.S. Sales: Donna Flood
donna@protradepub.com
(770) 967-3373
Middle U.S. Sales: Cindy Rizzo
cindy@protradepub.com
(262) 620-4561
Western U.S. Sales: Troy Ahmann
troy@protradepub.com
(702) 869-4342
Subscriptions: USA (one year): \$22.95
Canada (one year): \$32.95
Other countries: \$64.00
All prices in U.S. dollars
Subscriber Services: (877) 935-8906
circulation@protradepub.com
Fax: (541) 341-6443

U.S. Postal Service: Professional Trade Publications Inc.
Mail Address: P.O. Box 25210
Eugene, OR 97402
Other Shipping: Professional Trade Publications Inc.
228 Grimes St.
Eugene, OR 97402

Concrete Decor™ The Journal of Decorative Concrete is published eight times a year by Professional Trade Publications Inc. Bulk rate postage paid at Lebanon Junction, Ky., and additional mailing offices.

ISSN 1542-1597

© 2010 Professional Trade Publications Inc. All rights reserved. No part of this publication or its Web site may be reproduced without written permission of Professional Trade Publications Inc.



MARKET FLEXIBILITY

PRODUCTS DESIGNED FOR EVERY APPLICATION

Solve Any Problem, Meet Any Customer Need.

Crown Polymers understands that contractors and architects need an arsenal of versatile flooring solutions, as well as expert technical support, to keep them profitable and ahead of the competition.

Crown provides a host of products ranging from decorative flake overlays ideal for retail, residential and recreational settings, to heavy duty systems well suited for the most extreme manufacturing and institutional environments.

In addition to durability and beauty, Crown goes above and beyond to ensure individual success on any project, no matter how large, small or complex. The expert support team at Crown is equipped to assist contractors and architects in turning problems into solutions.

Crown's line of LEED® 'Green' polymer & modified concrete floor overlays & wall systems, are free of VOC's & support sustainability strategies. In addition, Crown products are virtually maintenance free while complying with ADA slip-resistant standards.

Visit us online to discover new flooring possibilities and start benefiting from a team that's dedicated to your success.

Learn how to sell and apply Crown products at the highly regarded 'Polymer Overlay College.'™ Call today for more information about how to enroll.



North American Headquarters: 888.732.1270 | www.crownpolymers.com | info@crownpolymers.com



Floyd Dimmick Sr., Technical Director
Crown Polymers, LLC., Huntley, Illinois USA

"At Crown Polymers, we pride ourselves in providing our customers with the industry's most versatile line of polymer floor overlays and expert technical support.

Whether the installation requires a decorative touch or industrial durability that can withstand harsh conditions or demanding manufacturing environments, Crown provides the products and the solutions to get the job completed on time and on budget."



Institutional



Recreational



Residential

Visit Us At:



NRA Show 2010
May 22-25
Booth 1979




AIA Show 2010
June 10-12
Booth 1083



**All Our Colors
Are Green.™**

View Our "Green" Polymer Floor & Wall
Systems Online at crownpolymers.com

Features



28 **Artisan in Concrete** **Ray Anger, Decorative Concrete Staining & Scoring Inc., Scottsdale, Ariz.**

This former Intel employee traded semiconductors for stains and stencils — and now he's making his mark at churches, Jimmy Buffet's Margaritaville Cafes, and everywhere in between.

by David Searls



34 **Project Profile** **Auditorium Oscar Niemeyer Ravello, Italy**

The latest creation of Brazilian architect and artistic concrete pioneer Oscar Niemeyer draws you into its grand oval entrance with a cool, understated terrace of pale gray.

by Natasha Chilingirian



38 **Self-Levelers**

Whether you use self-leveling material as your primary pour or over existing concrete, it's an efficient way to get going on a job.

by Stacey Enesey Klemenc



44 **Decorative Concrete Recipes 2010**

The techniques featured in this beloved annual feature may give you the look you're after for finishing that one job. Or, they may provide the spark you need to come up with something new.

by Kelly O'Brien

48 **Design Ideas: Schools**

From the playground to the locker room, decorative concrete is inspiring teachers and school administrators across the country.

by Emily Dixon

On the Cover: The new Auditorium Oscar Niemeyer in Ravello, Italy, features a 25,000-square-foot, pale gray decorative concrete terrace that leads attendees to the auditorium's grand entrance.

Photo courtesy of Ideal Work

NEW Vortex Diamond System Introductory Combo Special!

- Hawk 17" Severe Duty Polishing Machine (Tank & Drive Plate included)
- 17" Vortex Hybrid Pads (50, 100, 200, 400 grits)
- 17" Vortex Resin Pads (800, 1800 grits)
- 17" Vortex Maintenance Pads (Steps 1, 2 and buff)



GranQuartz
Stone & Concrete Systems

**Call 866 639-0960
for more information!**



**ALL FOR ONLY
\$1,895.00
HURRY!**

Hot Combo Special!

**Flex 1703 Planetary & 3 Sets of Pro Series®
5" Concrete Polishing Pads**

FLEX
Pro Series



**ALL FOR ONLY
\$2,499.00
HURRY!**

- Delivers the perfect speed for high performance grinding, honing and polishing of concrete, granite and marble.
- Slurry Guard™ brush design for ease of movement on all surfaces.
- Center water feed for wet applications can be shut off for efficient dry operation.
- 5mm thickness pads with a special concrete bond
- Grit range: 50-3000

AmeriPolish™ Sale!



Create a bold impression. AmeriPolish is a translucent dye that is formulated using extremely fine molecules of color designed to penetrate and color any cementitious surface (All bond barriers must be removed prior to application of dye).

- 5 Gallon size Only **\$239.95**
- 1 Gallon size Only **\$49.95**

GranQuartz
PO Box 2206
Phone: 866-639-0960
Fax: 770-399-3997
GranQuartz.com

Superstore Locations

Atlanta • Anaheim • Boston • Chicago • Denver • Houston
Minneapolis • Los Angeles • Pompano Beach • San Jose



GranQuartz
Stone & Concrete Systems

Departments

14 Carlton's Corner
Niche Markets Help Keep the Recession in Check
by Doug Carlton

16 Trowel & Error
Dealing with Lap Lines and Roller Marks
by Chris Sullivan

18 the concretist
Good/Evil, Day/Night, Color/No Color
by Mike Miller

22 Polishing Perspectives
What Do I Tell the Owner About Those Lines?
by Jennifer Faller

54 Product Profile
Lightning Strike Roller Screed from Lura Enterprises Inc.
by Sue Marquette Poremba

56 Tools
Consolidation Tools
by Chris Mayo

112 Final Pour
Future Lounge



2 Publisher's Letter
8 Industry News
60 Product News
66 Association News
68 Concrete Quarters
72 Concrete Marketplace
74 Classifieds
75 2010/11 Decorative Concrete Buyer's Guide

LEARN HOW TO INCREASE YOUR SALES AND EXPAND YOUR BUSINESS!



Braxton-Bragg now offers training classes on Concrete Grinding & Polishing. Here's a great way to get into the concrete care business, or expand your current enterprise. Polished concrete surfaces are constantly increasing in popularity, due to their durability and beauty.

The training you receive here will enhance your knowledge and understanding of the entire concrete polishing process. You can attend the seminar, purchase your tools and supplies, and be ready to go!

Next Date: June 24-25, 2010

The Location: Braxton-Bragg

4100 Appalachian Way, Knoxville, TN

The Cost: \$470 per person

This 2-day course, taught by factory-trained specialists, covers:

- Understanding the overall concrete grinding and polishing process
- Selecting the right tooling, equipment and chemicals for the job
- In-depth explanation of the surface preparation and the concrete polishing processes
- Factors to examine when preparing bids

The fee includes:

- All training materials
- Demonstration and a full day of hands-on training
- Lunches and two nights lodging. Discounted dining available.

Purchasing a complete set of floor polishing equipment from Braxton-Bragg at or before the seminar will not only provide you with a new business, it will earn you a total refund of the cost of one attendee to the seminar.

For more information, contact Kurt Alexander at 800-575-4401, ext. 235, or 865-293-0235.

Space is limited – register before June 18, 2010.



Classes are scheduled on third Thursday and Friday of each month. Call to confirm dates.

©2010_033CD

Call NOW Toll Free

800-575-4401



Braxton-Bragg
www.braxton-bragg.com

or Fax Your Order

800-915-5501

Call for papers and presentations for 2011 Concrete Decor Show

Professional Trade Publications Inc. has announced a call for papers and presentations for the 2011 Concrete Decor Show & Spring Training, to be held March 15-18, 2011, in Nashville, Tenn.

The second annual event will provide training, education, networking opportunities and general excellence in the decorative concrete industry.

Papers and presentations are sought for basic and advanced courses, including educational seminars, hands-on workshops and panel discussions. Courses must be nonproprietary. Companies donating materials for workshops will receive recognition within the course and in any printed material regarding that course. Experts from various fields in the decorative concrete industry, including contractors, business owners, researchers and government officials, are encouraged to submit materials.

Suggested course topics may include but are not limited to: Architectural Elements and Concrete Features; Artistry, Graphics and Specialties; Business Strategies; Concrete Stamping; Counters, Tabletops and Fireplace Surrounds; Grinding and Polishing; Resurfacing; Staining; Engraving; and more.

For more information about the paper and presentation submission process, please visit Concretedecorshow.com/speakers.cfm.

Professional Trade Publications Inc. is the publisher of Concrete Decor and Decorative Concrete Retailer and host of the Concrete Decor Show & Spring Training.

☎ (877) 935-8906

🌐 www.concretedecorshow.com/speakers.cfm

Proposed EPA rules support use of fly ash in concrete

The Environmental Protection Agency has proposed the first-ever national rules to ensure the safe disposal and management of coal ash from coal-fired power plants.

As part of the press release announcing the proposal, the EPA recognized that large quantities of coal ash are used these days in concrete, cement and other contained applications that should not involve any exposure by the public to unsafe contaminants. These applications would not be affected by the new rules.

The proposal calls for public comment on two approaches for addressing the risks of coal ash management under the nation's primary law for regulating solid waste, the Resource Conservation and Recovery Act (RCRA). Under both approaches, the agency would leave in place the Bevill exemption for beneficial uses of coal ash under which coal combustion residuals are recycled as components of products instead of placed in impoundments or landfills.

"EPA supports the legitimate beneficial use of coal combustion residuals," said Mathy Stanislaus, assistant administrator for EPA's Office of Solid Waste and Emergency Response, the agency office that will be responsible for implementing the proposals, in

Clarification

Mike Heidebrink and Annalyn Chargualaf are presidents of Cheng Concrete LLC. Fu-Tung Cheng is sole owner and proprietor of Cheng Design Inc., and he holds a controlling interest in Cheng Concrete LLC.

the news release. “Environmentally sound beneficial uses of ash conserve resources, reduce greenhouse gas emissions, lessen the need for waste disposal units and provide significant domestic economic benefits. This proposal will clearly differentiate these uses from coal ash disposal and assure that safe beneficial uses are not restricted and in fact are encouraged.”

 www.epa.gov/coalashrule

New name for Nycon

New Nycon Inc. has been acquired, has officially changed its name to Nycon Corp., and is now affiliated with A.L. Patterson Inc. The name change and acquisition announcement coincides with Nycon Corp.'s formation and a new license for Nycon-G, the line of ecofriendly concrete and asphalt reinforcing fibers.

Available in both nylon and polypropylene blends, Nycon-G fibers have been a breakthrough product in green building technology. They are billed as the only reinforcing fibers on the market today that have no net negative impact on the environment. Using Nycon-G fibers increases the value of fiber-reinforced concrete and asphalt in “green” building. Projects benefit not only from the “green” features of Nycon-G fibers but also from their superior reinforcing qualities as nylon-based products.

Management and organization of Nycon Corp. will include Barry Fleck as president and Paul Bracegirdle as vice president.

A.L. Patterson Inc. was founded in 1972 and has built a reputation as a leading single-source supplier in America to manufacturers in the precast/prestress concrete industry. The addition of Nycon Corp. will further leverage the company's depth of product offerings to the precast/prestress concrete industry as well as provide diversification to adjacent markets.

 www.nycon.com

 www.alpatterson.com

Coatings aid in graffiti prevention

Initially developed to treat concrete floors, two-component waterborne (2K WB) polyurethane coatings formulated

with resins from Bayer MaterialScience LLC are now being applied to protect against the adherence of graffiti to vertical surfaces. These vertical surfaces include exterior walls of buildings, concrete poles, metal utility poles and other surfaces prone to this nuisance.

Bayer MaterialScience scientists found that the raw materials used in concrete-floor resins boasted enough chemical resistance to be an ecofriendly

solution for protecting against graffiti on various substrates. Conventional coatings work well but tend to contain a high level of solvents with volatile organic compounds. The 2K WB polyurethane resins from Bayer MaterialScience can be formulated to produce very low-VOC coatings, providing applicators with materials that meet the latest sustainable construction specifications.



CONTAINS CONCRETE HARDENER

State-Of-The-Art Nano-Technology

Just Add Water!

Color JUICE

CONCRETE SILICATE COLORANT™

- Stain & Sealer System
- Deep Penetrating
- Eco-Friendly
- Hardens, Colors & Protects
- UV Stable

AMERICAN DECORATIVE CONCRETE
the makers of AMERIPOLISH®
800-592-9320
www.adcsc.com

AMERIPOLISH
POLISHED CONCRETE DYE SYSTEM



The Arts and Crafts Room crew. Top row, left to right: Tom Tedford, Flo-Tech Inc.; Jarred Smith, Flo-Tech Inc.; Shea Burke, Decorative Concrete Staining & Scoring Inc.; Scott Larsen, Surface Gel Tek. Bottom row, left to right: Ray Anger, Decorative Concrete Staining & Scoring Inc.; Greg Neundorfer, W.R. Meadows Inc.; Tamryn Doolan, Surface Gel Tek.

Acid-stained floor is finishing touch at Museum

The handsome floor of the Arts and Crafts Room was the finishing touch at the Children's Museum of Phoenix, a facility improved by a series of decorative concrete projects as part of the 2010 Concrete Decor Show & Decorative Concrete Spring Training.

Initially, the floor of the room, on the main floor of the museum, was going to be polished. But the existing concrete proved to be too inconsistent for polishing. Instead, an overlay was installed for a stenciling workshop. Even more was in store for the surface immediately after the 2010 Show wrapped.

Ray Anger of Arizona-based Decorative Concrete Staining & Scoring Inc. led a team in beautifying the floor with the help of products supplied by W.R. Meadows Inc. The team included W.R. Meadows representative Greg Neundorfer, who spent seven days working on the job. "It's going to have an effect on the industry," Anger says. "That's why we did it."

The team got to work the Monday following the Show. They abraded the entire floor, patching holes with Meadow-Patch T2. They applied Rezi-Weld LV, a W.R. Meadows epoxy bonding agent, for primer, then hand-scattered 16-grit coarse sand from Borders Construction Specialties in Phoenix for bonding. After cleaning up, they caulked edges and areas around cabinets to prep for placement of W.R. Meadows Floor-Top STG self-leveling overlay, which would flow into any crevice left unprotected.



A Phoenix company, Flo-Tech Inc., pumped the Floor-Top STG into the room on Wednesday. The next day, Anger and his team applied two treatments of Terracotta Clay acid stain from Cohill's Building Specialties Inc. Friday, the floor was neutralized and scrubbed. During the subsequent dry time, petroglyph designs were installed by Tamryn Doolan, owner of Surface Gel Tek and the Flattoo stencil brand.

On Saturday came two applications of W.R. Meadows Decra-Seal. Two applications of Bellatrix Premium Concrete Enhancer by W.R. Meadows were put down Sunday to complete the project.

The Museum staff is very pleased with the results. "We now have a permanent surface that enhances our environment," says art studio manager John Bornhoff. "The colors blend beautifully with the aged brick walls. The petroglyph images that were etched into the floor are wonderful details that are discovered by the kids and parents as they move throughout the room. Best of all, the floor is impervious to moisture, so cleanup is much easier."

Director of exhibits Nancy Stice singles out the team for praise. "They worked together so well, under a lot of pressure, and they kept us in the loop and were very considerate of our needs," she says. "A lot of credit goes to them — they were very professional and accommodating."

Another sweeping community improvement project, similar to the one that transformed the Museum, is planned for Rockettown in Nashville, Tenn., as part of the 2011 Concrete Decor Show & Spring Training, to be held March 15-18.

www.concretedecor.net/online_stories/childrensmuseum.cfm

www.concretedecorshow.com

www.surfacegeltek.com

www.wrmeadows.com



In addition to features such as low VOCs, high chemical resistance, low odor, light stability and easy cleanability, the Bayhydur polyisocyanates and Bayhydrol polyurethane dispersions from Bayer MaterialScience LLC can easily be formulated to obtain a high gloss or matte finish.

☎ (412) 777-3983

🌐 www.bayermaterialsciencenafta.com

Gains to materialize in late 2010

Expected increases in public construction activities will pave the way for improved cement consumption in 2010 and beyond, according to the most recent economic forecast from the Portland Cement Association.

In 2010, PCA anticipates a modest 5 percent increase in consumption over severely depressed 2009 levels. The gain of 3 to 5 million metric tons in cement use will materialize during the second half of the year. A 13.3 percent jump is predicted for 2011, followed by an 18.7 percent increase in 2012.

"The 2010 recovery in cement consumption lays largely on expectations for public construction activity," said PCA chief economist Edward Sullivan in a press release. "Spending from the stimulus bill will more than double to \$12 billion, and that spending is expected to reflect an increased share of major highway construction and bridge projects — cement-intensive projects."

Although nonresidential sectors such as oil and farm construction would contribute to the 2010 cement consumption increase, consumption accrued to commercial building would decline 29 percent on top of a 38-year low reached in 2009. The residential sector is expected to become a modest contributor to growth during 2010 — a factor that has not materialized since 2005.

"The economy is recovering and improving its core fundamentals. However, recovery for the construction markets will be slowed by the continuation of tight lending conditions, high foreclosure rates and weak job markets," Sullivan said.

🌐 www.cement.org



Architcectural cladding used at new veteran's retirement home

Tindall Corp. has announced the completion of a new Armed Forces Retirement Home in Gulfport, Miss., replacing one severely damaged by Hurricane Katrina and demolished in late 2007.

The retirement home features four pavilions rising from the main floor with a garage located at ground level. A landscaped green area with walking paths, bicycle trail and swimming pool surrounds the 600,000-square-foot main building, which provides 582 units for a full spectrum of continuing-care retirement living for veterans.


Tindall Mississippi Division furnished architectural cladding for the entire complex. It consisted of 1,075 white concrete panels with minimal color variation, featuring



www.kutritemfg.com

**Polish Edges?!
Yes we do!**

Kut-Rite is on the **"Kutting Edge"** providing the tools you need to be successful.

 **Kut-Rite**
No matter how you *kut* it.

877.786.5067 - Toll Free

Rounded Tip

FLEXIBLE BED SPIKED SHOES

The "SAFEST" Spiked Shoes Available

Rounded Tip Spikes
for use with High-Build
Cementitious and
Decorative Concrete
Toppings



- The "safest" spiked shoes available
- Maximum comfort, fit and flexibility
- Toe and heel guards
- Snap-lock buckle system
- 20, 7/8" replaceable spikes per shoe (18 on size small)
- No more punctured primer coats



Sharp Tip Flexible Bed Spiked Shoes
are available for use with High
Performance Floor Coatings



 **MIDWEST RAKE
COMPANY LLC**

www.midwestrake.com

architectural reveals and a medium sandblast. The panels averaged 15 feet by 8 feet by 6 inches each. Tindall's engineers developed a unique system of hanging connections to satisfy stringent architectural requirements.

www.tindallcorp.com

Olympic and Paralympic Village constructed with Lafarge help

The construction of Vancouver's

Olympic and Paralympic Village for the 2010 Winter Olympic Games involved all of Lafarge's expertise in LEED certification, which was required by the specifications to reduce the buildings' environmental footprint in terms of energy efficiency, water consumption, heating, use of local materials and reuse of any surplus. These sustainable design specifications required that the concrete have an 80 percent recycled

content value.

Several formulations of high-volume fly ash concrete made a strong contribution to meeting these cost, performance and sustainability requirements. Derived from burning coal in electric utility plants, fly ash can be used as a supplementary cementitious material for improving strength, durability, workability and other properties of concrete. Also, using fly ash is good for the environment, as it saves virgin raw materials, makes use of an industrial byproduct that might otherwise be disposed of in landfills, and allows concrete producers to reduce their use of portland cement.

With eight complexes distributed over a 90-acre former industrial waterfront property, the impressive 600,000-square-foot village containing more than 600 dwelling units is the first phase in an immense project to redevelop the Southeast False Creek area near downtown Vancouver.

www.lafarge-na.com

Alkali aggregate reactions subject of ASTM subcommittee

Members of ASTM Committees C09 on Concrete and Concrete Aggregates and C01 on Cement, as well as other interested parties, are invited to join the new Subcommittee C09.50 on Risk Management for Alkali Aggregate Reactions. The subcommittee will develop standards on the mitigation of harmful alkali-aggregate reactions in concrete.

To initiate the launch of C09.50, Committees C01 and C09 are the co-sponsors of a workshop on Specifications on Alkali-Aggregate Reaction, to be held June 6 at the Renaissance St. Louis Grand and Suites Hotel in St. Louis, Mo. The purpose of the workshop is to help the sponsoring committees and the new subcommittee develop new specifications on alkali-silica reactions in concrete.

www.astm.org

Appointments at Stone Construction Equipment

At Stone Construction Equipment, Tim Roberts of Kirkwood, Mo., has been promoted to district manager. His

"Your full service WerkMaster center in the US"

RENT-A-WERKMASTER™

Featuring the new PLUG 'N GO System



Europa™ raptor

TITAN™ COLOSSOS



We Rent Anywhere in the US!

Call our specialists, and get answers to your questions.

GREEN Decorative Concrete Systems

THE NEXT GENERATION OF CONCRETE STAINS

NOVEL
ORGANIC
REACTIVE
CONCRETE
STAINS



NEW!

PathFinder CONCEPTS™

Capture the Dust and Debris

Edge Finder SHROUD

- "Zero Edging" capability from front and two sides.
- Adjustable grinder adapter fits most 7/9" grinders.
- Steel Construction
- 1 1/2" Hose Port
- Dense Rubber Seal



LOW Intro Price

Call our specialists for more info



FREE TECHNICAL SUPPORT

(888) 350-0130

www.allinconcrete.com

Serving you from the Greater Chicago area, IL.

"Founded by Contractors For Contractors"

responsibilities include serving the needs of equipment dealers and rental houses in the states of Kansas, New Mexico, Colorado, Missouri and parts of Texas.



Also, Randall Zea of Bloomfield, N.Y., has recently been appointed to the position of inside sales representative. Zea will use his expertise with Stone equipment to serve the needs of member accounts of several national buying groups and small dealerships in the Eastern regions of the United States and Canada, as well as working with municipalities, GSA and other government business.



Laurie Rock of Honeoye, N.Y., has recently been appointed by Stone

to the position of inside sales representative. Rock will serve the needs of member accounts of several national buying groups along with other small dealerships in the Midwest and Western regions of the U.S. and Canada.



www.stone-equip.com

Blastrac promotes personnel

Blastrac has promoted Jonn Rippman to national sales manager and training director and Paul Robb to engineering manager.

Rippman recently served as Blastrac's national training director. He has created and will continue to implement Surface Preparation Academic Resource Center training classes. As national sales manager, he will work closely with regional sales managers and Blastrac distributors to develop new territories, promote

service-driven opportunities and represent Blastrac on a national level. He will also help develop key strategies for increased sales and market share for Blastrac preferred systems across North, Central and South America.

Robb has received certification as a SSPC Concrete Coatings Inspector and demonstrates a hands-on approach across the engineering spectrum. His expanded responsibilities as engineering manager will include leading research and development efforts, co-engineering with Blastrac Europe to implement global designs, specifying hydraulic, transmission, and electrical control power systems and components, specifying mechanical designs, and managing design/drafting and quality control personnel and processes. 

www.blastrac.com

See What Everyone is Raving About...



Exterior

- Decorative concrete finishes
- Unlimited patterns and colors
- Commercial and residential
- A more durable product doesn't exist
- Easier and more costs savings



Interior

- Custom seamless flooring
- When durability matters
- Completely customizable
- Easier than you ever thought possible
- Unlimited colors to choose from



REFLECTOR Enhancer Finishes:

- You won't believe it till you see it
- No rinsing, neutralizing or hassle
- Easy two coat system
- A designers and architects dream
- Residential, commercial or industrial

Training available at over 50 U.S. locations and worldwide

Contact us today for training dates and locations near you or to request a free product information CD rom.

elite crete systems

Toll Free: 888.323.4445 • International: 219.465.7671 • Online: www.elitecrete.com

Niche Markets Help Keep the Recession in Check

Nothing, and I mean nothing, keeps a person up at night like worry over finding the next job or project. Running a business has become more like a chess game, trying to maneuver yourself into the best position to keep the cash flow moving forward. No longer can a contractor simply wait for a builder or architect to call with the next project. These days are over for now. The residential market of new construction has slowed to a crawl and the commercial sector is playing the same game. So where does this leave you, after you've worked hard to develop decorative concrete skills and master the trade?



by Doug Carlton

Let's break down two markets that continue to supply new opportunities for you to get decorative concrete work. Look over each type and see which is the best fit for your business.

Jobs for homeowners

This sector consists of projects where you deal directly with a homeowner. I personally have found this niche to be a honey hole in times like this. These projects are passed over in a growth market like the one we have experienced over the last few years, but they are valuable in today's

cycle. A decorative job for a homeowner is completely different from, say, a new construction project that contains decorative concrete as part of an overall job. Many times the homeowner's improvements will be limited to your scope of work. These projects must be handled differently in order to sell, educate, and install to the owner's satisfaction. The phrase that keeps popping into my head is "front-end work" — going without it spells trouble. Success in this market type means not skipping steps when explaining the decorative process. Meeting expectations is the most difficult part of these projects. I have noticed that homeowners have become much more educated about decorative concrete as of late, but don't assume that your client understands, and educate them along every step of the process.

Why is this market still growing? Buying and selling real estate is gridlocked for a number of reasons and this has created a niche market of folks improving existing properties. My company has tracked this market closely over the last year and we work hard to squeeze every ounce of new business from it. Today's homeowner market is spending real dollars and not borrowed money. This has changed the dynamics of the game because all costs are watched closely. I would look hard at this market if I were you.

The best way to tap into this market is to connect with landscapers

and remodel contractors. These companies commonly deal directly with homeowners and will pass your name along even if a home improvement project doesn't require their services. You should do the same for them. This type of networking can create a referral approach that rolls from one job to the next.

One interesting fact about homeowner projects we have found is that the job often grows after the improvement starts. It is always much easier to grow an existing project than to try to sell a new one.

Public works projects

It's no secret that this sector is still pumping out new work. State and federal money is spurring these projects in an attempt to kick-start the overall economy. City parks, streetscapes and public buildings are only a few of these types of projects. Many contractors that have never bid public work have found themselves with little choice but to test this market. Unlike homeowner projects that can be negotiated directly with the end user, public works projects generally are awarded to the lowest bidder.

The benefit is that these projects can be bid one after the other if you find yourself with the time. Your phase of the project is usually well spelled out, so meeting expectations is as simple as meeting specifications. Landing one of these projects can provide weeks or months of work for your crew and give a business owner a little breathing room to find the next project.

The challenge of these projects is landing one when so many contractors are looking for work. As bad as it may sound, it sometimes comes down to who makes a mistake with the bid. Nevertheless, this market is hot right now and many decorative companies are tapping into public works projects to keep crews busy.

Closely look over specs on public works projects, and don't assume that your supplier will substitute for the one specified. Submittals are required on these jobs, and job-site samples are almost always required. Make sure you are comfortable with every detail of the project before jumping in. It usually takes months to get paid, so be sure the

day-to-day cost of doing business can be covered in the meantime.


Tapping into this type of work can be as simple as joining a local or state builders exchange that tracks new public works jobs as they come up for bid. Dues are usually reasonable, and those who are computer-savvy can estimate most projects online.

The last word


This spring has found many decorative contractors fielding reseal projects to help make ends meet. This market should never be overlooked because it creates good-looking projects while putting a few dollars into the business account.

However, we are noticing an increasing number of failures on the resealed projects. You may be seeing the same problem, so look for an in-depth article on resealing decorative concrete coming soon. 📱

Doug Carlton operates Carlton Concrete Inc. in Visalia, Calif. He can be reached at carltondoug@comcast.net.



HERITAGE GLASS, Inc.



GREEN terrazzo floors with recycled glass aggregate from Heritage Glass are an excellent way to achieve colorful custom floors for high-traffic areas. Terrazzo floors are durable, functional, practical, and beautiful.

435.563.5585
www.hgglass.com



BLOCK STAINS
With A One-Two Punch:
LIQUI-HARD® + BELLATRIX®



© W. R. MEADOWS, INC. 2010

W. R. MEADOWS delivers a winning combination for protecting and keeping concrete floors looking newer...longer: **LIQUI-HARD®** Concrete Densifier and Hardener + **BELLATRIX®** Premium Concrete Enhancer. And for even more protection, check out new **LIQUI-HARD ULTRA** for fast hardening and dust proofing at a molecular level!

For more information, visit www.wrmeadows.com or call 1-800-342-5976.





QUALITY...INTEGRITY...
SERVICE...SINCE 1926

Dealing with Lap Lines and Roller Marks

Sealing concrete can be frustrating! Roller marks and their cousins, “lap lines,” are just two of those frustrating problems that can plague professional decorative installers.

When you really think about it, sealing concrete falls more into the coatings industry than the concrete industry. It's as much art as it is science to get liquid sealer out of a can and lay it down in a thin and seamless film over a concrete surface. We expect this “seamless” process to happen the same way day in and day out, even though each surface is different, each environment is different and each applicator is different. Also, if you are like most decorative concrete installers, your expertise is color and concrete, not sealers or coatings. Taking those factors into consideration, it's actually pretty amazing how few problems do occur for the amount of decorative sealer applied each year.

With all that in mind, let's look at roller marks and lap lines, two of the most common problems with sealer application, and try to get a better understanding of why the marks occur,

how to repair them, and how to avoid them on future jobs.

Keep in mind that rollers are a different type of applicator from “push-and-pull” applicators, which leave lap lines. Rollers roll and are a class of applicator unto themselves, while “push-and-pull” applicators such as T-bars, lamb's wool and mops glide, with no rolling action, and are considered a separate type of applicator. Rollers are recommended for lower-viscosity coatings, typically below 30 percent solids, while push-and-pull applicators are recommended for the higher-viscosity coatings with solids above 30 percent.

Roller marks can show up with any sealer or coating and on any surface or substrate. What most people do not understand is that roller marks are created by physical forces exerted on the liquid sealer during application.

As a roller runs across a surface, two forces are exerted on the liquid sealer as it comes off the roller cover. These forces are centrifugal force and the force of gravity. Without getting into complex physics, let's just say that the liquid sealer held in the nap of the roller has inertia as the roller spins across the surface. The inertia drives the material off the roller cover onto the substrate. As the speed of the roller increases, the centrifugal force and inertia increase,



by Chris Sullivan

depositing even more sealer onto the substrate. Physical adhesion forces also play a part, but only on the surface of the roller. You need the roller spinning to get all the sealer up to the surface so it can come off the roller cover.

Gravity comes into play as it forces or pushes the roller down into the newly applied sealer. If even more downward force is applied from the person pushing down on the roller, more liquid sealer will get pushed out to the sides of the roller, leading to larger amounts of sealer trailing off the edges.

In the case of push-and-pull applicators (such as mops or T-bars) the inertia or centrifugal aspect goes away, but downward pressure creating lines of sealer trailing off the sides leads to lap lines. These lines become visible lap lines after the sealer has cured.

If water-based sealers are used, these lines can have a white milky haze to them, as the lap or roller line buildup did not allow the sealer to fully cure, trapping moisture. Also, the viscosity of the sealer (how thick it is and well it flows), pot life and workability play a big part in the formation of roller marks and lap lines.

How to avoid them

Now that we understand the why, let's look at how to avoid roller marks or lap lines on future sealer projects. The most critical part is not overworking the sealer or coating. Spray application is best, as it completely eliminates the "overworking" aspect and pretty much guarantees a lap-line-free job. If a roller or push-and-pull is used, a light touch and light thin coats are the best approach. Don't overload the roller, and if using a push-and-pull applicator, pour the sealer directly onto the substrate and push and pull until a thin film has been achieved.

The other golden rule is to "maintain a wet edge." I am sure most sealer applicators have heard this term, but I don't know how many really understand what it means. The idea is simple. Each subsequent pass of a roller or applicator should cover 2 or 3 inches of the previous pass. This assures that any sealer buildup on the previous edge is knocked down, eliminating the lap line.




Photo courtesy of Chris Sullivan

Failing to maintain a wet edge resulted in clearly visible roller marks on this dyed concrete floor.

I prefer low-viscosity sealers and coatings that flow and have a longer pot life. This allows more time for any lap lines that might occur to lie down and flatten out on their own. The new generation of fast-cure high-performance coatings (polyurea-based polyaspartics) is especially susceptible to lap and roller lines because they can set up in 20 to 30 minutes. Control your environment, and use the right application tool for the type of sealer being applied.

Lap lines are much more common on smooth interior surfaces when higher-solids sealers are used. Smooth surfaces and high viscosity (usually achieved with higher solids) do not allow the coating to move once applied, and lines of a high concentration of sealer become visible once cured. In contrast, textured and stamped surfaces have rougher profiles that allow the sealer to flow or move when first applied, eliminating most lap lines.

What if you see marks?

If lap lines do occur, there are some steps that can be taken to correct the issue. In most cases I recommend starting with a light sanding of the sealer surface. The idea is to lightly abrade the high ridges of the lap lines so the entire surface is flat and smooth. Fine sandpaper or a screen (220 grit or less) is usually enough. A low-rpm

walk-behind floor scrubber equipped with a sanding head or sanding screens makes these jobs much easier. If only a few small areas are an issue, a hand-held palm sander works well. Once the lines are sanded smooth, the area is washed, rinsed and left to dry. After the floor has dried, a new thin coat of the same sealer is applied, or multiple thin coats of wax or floor finish can be applied. In cases where the lap lines are very minor, multiple thin coats of wax or finish are enough to bury the lines and create a new, smooth surface. In extreme cases, the sealer may need to be mechanically or chemically removed and a new coat of sealer applied.

Using the right applicator and good application control are keys to eliminating roller marks or lap lines for future sealer jobs. It's usually when one or both of these critical steps go sideways, even a little, when the problems start occurring. A light touch, slow and easy on the roller or applicator, and not overworking the sealer or coating should lead to lap-line- and roller-mark-free sealed floors. 🛠️

Chris Sullivan is vice president of sales and marketing with ChemSystems Inc. He has presented seminars and demonstrations throughout North America, including at World of Concrete and the Concrete Decor Show & Spring Training. Contact him at trowelanderror@protradepub.com.



Photos courtesy of Mike Miller and Emily McClintick

Lander County, Nevada: Desert terrain and neutral, almost bland, colors provide contrast to and act as a great canvas for punchy colors, such as the orange of this backhoe, or, better perhaps, the rich blue of the sky.

Good/Evil, Day/Night, Color/No Color

It's 7:00 am. I'm at 6,000 feet in high desert mountains. There was a light snow yesterday afternoon, followed by heavy winds and rain, and then a harsh freeze. I'm sitting by the fire trying to warm up and satisfy John Strieder's unrealistic editorial performance expectations. ("What! You think I'm Jack



by Michael Miller

London, or something?") You see, it's two weeks past when the editorial calendar said my column was due, but I didn't have the calendar. Or, if I had it, I'd never looked at it. In any case, he gave me an extension, "Monday, May 10, get it Miller? It's drop dead, no later!" I got it! Kinda. It's now 7:15 a.m., Monday, May 10, and I'm at "construction base camp" in northeastern Nevada at The Visual

Concrete Group's primitive (completely "off the grid") Po' Mike El Rancho/Retreat, developing our water well. With any luck, I'll get this done by noon, track down a Peruvian sheepherder with a solar-powered satellite uplink in his little caravan, e-mail this in and meet my revised deadline.

So, this trip to the desert reminds me of another. I recently attended *Concrete Decor* magazine's first annual Concrete Decor Show & Decorative Concrete Spring Training, in Phoenix, Ariz., where I presented a workshop, "Step Into The Clarity of Sensory Concrete," and gave the kickoff address. While my address was at the end of the first afternoon, just before the cocktail get-together, the big guns, Fu-Tung Cheng and architect Will Bruder, were co-featured early that morning as the conference keynote speakers. Fu-Tung is someone whose work I know quite well, but I wasn't familiar with Will. However, both of my workshop panelists, Steve Crocker and Emily McClintick, were.



In its architectural plans for the Agave Library, in Glendale, Ariz., Will Bruder + Partners favored basic, rough, construction materials — such as raw, primed and galvanized steel, bare wood, and natural gray vertical masonry and cast-in-place horizontal concrete — that reflected the geography of the area surrounding Phoenix. Notice the neutral canvas of this steel entry awning and the visual punch of the white clouds and blue sky.



In fact, Steve presented me with a recent copy of Architectural Record, which featured Will Bruder + Partners Ltd.'s Agave Library, a Glendale, Ariz., building that is part of the Phoenix Public Library system. Emily said, "Mike, ya just gotta go see it!" And so we did. And it was fantastic!

The Agave Library has something in common with Mount Lewis and the Shoshone Range, which loom above the Po' Mike El Rancho/Retreat. And what they have in common is something important for us to remember, from a design standpoint, in the business of producing sensory concrete ...

The importance of contrasts!

Evil allows you to appreciate good. The occasional really bad customer makes you appreciate all the more the even more occasional really good customer. Night makes you appreciate the day. Cool makes you appreciate warm. And now we get to the subject of this column: An absence of color allows you to appreciate all the more a really saturated color!

It's early May, spring in the Nevada high country, and this means that patches of grass are extra green against the gray and dull brown rocks and soil of the land. Wildflowers in brilliant yellows and purples and gorgeous pinks — and the occasional stone in deep blue or green, turquoise or aventurine — visually delight everyone, even the most jaded locals. In Arizona, it's the wildflowers and the deep greens of the saguaros and unbelievably red reds of the cactus flowers.

THE NEXT GENERATION OF CONCRETE STAINS

OCERA™

NATURE'S COLORS

NOVEL	SYMMETRY	EVOLVE	OPUS

**ORGANIC
REACTIVE**

**WATER BASED
OPAQUE**

**SOY BASED
TRANSLUCENT**

**WATER BASED
TRANSLUCENT**

A DIVISION OF SPECCO INDUSTRIES, INC.

"At one with nature...in sync with the environment"


(800) 441-6646 www.concreteearth.com

Offering Complete GREEN Decorative Concrete Systems



the concretist

Photos by Mike Miller and Emily McClintick





Above and facing page: More images from the Agave Library, in Glendale, Ariz. Steel, masonry, concrete and wood, heavy in reality, are opaque and bland and neutral in color. Resin-based art towers, sheer fabric art "clouds," glass tile walls, plastic "curtain" walls and plastic furniture are, at the very least, visually "weightless," transparent, and either reflective of light (white) or color-saturated (bright blues, yellows, oranges and greens). Other structural materials act as screens for shafts and shapes of light (through windows, from lighting-fixture "hot spots," through the orange plastic "curtain" wall and through the green plastic furniture).

In concrete, sometimes it's best that the concrete take a back seat. Sometimes the most simple and least sexy concrete is in fact the most appropriate. It acts as a neutral canvas and provides visual space for other things to stand out and really titillate. Sometimes grays and dull browns are just what the doctor ordered.

Hey, it's 10:45. Better than noon... I've completed the column! The sun's out and a little higher. My attitude's a bit sunnier as well. Time to choke and pull-start the generator (no solar power yet — maybe next year) and sink that deep submersible well pump. I hope I'm able to find Shepherd Luis and his uplink this afternoon (EDITOR'S NOTE: He did), and I hope this gives you something a bit different to think about. Cheers! Signed, Po' Mike. 📱

Michael Miller is managing principal of The Concretist, an association of artists, craftsmen and others producing sensory-concrete art and architecture in cement, stone, glass and steel. The Concretist is headquartered in Benicia, Calif., with additional locations in northeastern Nevada and Southeast Asia. Visit Theconcretist.com and Thevisualconcretigroup.com. Mike Miller can be contacted at miller@theconcretist.com.



Photo courtesy of Cheng Design

The concretist's homage to Fu-Tung Cheng. This is at one of his residential projects, also in the high desert, in the Mammoth Lakes area of central California, just east of Yosemite and the Sierra Nevada. A gray opaque vertical concrete wall as a "canvas" punctuated with a window of horizontally stacked glass. Fantastic! Imagine that shaft of light, through clear glass, so thick that the white light is turned to blue. Just like being in an ice cave.



SP Systems®
Simply the Best!

ARE YOU CONSISTENTLY BUYING SEVERAL SPRAYERS TO FINISH ONE JOB?

DO THEY STOP WORKING BEFORE THE JOB'S DONE?

SAVE \$\$, BUY QUALITY

ACID SPRAYERS:

- Muriatic
- Phosphoric • Hydrochloric



SPRAYER WITH ACID-RESISTANT TUBING

Acid Sprayers made of quality they won't melt in your hands

YOU ASKED FOR IT: STRONG, CAPABLE, QUALITY

High Density Polyethylene Spray Units for the Professional



MULTI-PURPOSE SPRAYERS:

- Xylene • Toluene • Bond Breakers • Curing Compounds
- Sealers (Water & Oil Based) • Citrus Cleaners • Form Oil • Diesel

Solvent Sprayers capable of spraying up to 30% Solids

ACETONE SPRAYERS:

- Decorative Concrete Applications & Staining
- Overspray Clean-up



Strong Sprayers that last more than one job

FOR USE WITH ACETONE OR ALCOHOL ONLY

Also available from SP Systems are a wide variety of Nozzles and Spray Shields

1618 Stanford St., Suite C. Santa Monica, CA 90404

PO Box 7098, Santa Monica, CA 90406 Phone 800.457.3440 310.449.1492 Fax 310.449.6912

www.spsystemsllc.com

What Do I Tell the Owner About Those Lines?

So we're in the early stages of a polishing project after the old VCT (vinyl composition tile) has been removed. We're progressing with initial grinding diamonds to open the floor, only to have the building owner walk through and complain, "What happened to my floor? What are all those lines? Is my floor ruined?"



by Jennifer A. Faller

How are you going to fix this floor?"

Those old tile marks and lines in the concrete are called windowpanes, ghosting, or simply tile marks. They usually mirror the former locations of the tiles that were just removed. Once in a while an owner will actually like the interesting patterned appearance of these lines, but the reactions are often anger, confusion and disbelief. As polishers, we need to know what can and cannot be done to fix these problems. The questions: Will I be able to grind through these lines? Are the lines going to get wider or narrower as I grind into the floor? Can I mask the lines by staining the concrete? Will the floor polish up? Is this floor even a viable candidate for polishing?

Why is this happening?

Let's start off by identifying the main causes of tile marks. Ghosting or

tile marks are caused and affected by moisture intrusion.

These lines can come from within or below the slab, or they can develop from treatments applied on the VCT above the slab. Since most concrete polishers have not been trained in moisture vapor transmission, concrete mix design, vapor barriers or janitorial maintenance, it will be very useful to learn how these factors affect the overall look and outcome of the polished floor.

Moisture vapor transmission through a concrete slab is caused by the need for the moisture to reach equilibrium, which is achieved when all parts of the system have the same amount of moisture content. When the ground below the slab is very wet and the concrete above it is not, the water will travel from the ground up into the slab because the slab is drier. Then the water will again seek a drier space. Our HVAC systems control the temperature and humidity of the air in the rooms, and as the moisture is removed from conditioned room air, the moisture in the slab will naturally move up through the tile seams toward the dry air. The moisture in question may be from within the slab itself, such as "water of convenience," the normal amount of water needed to easily place concrete. It can also come from a source underneath the slab, such as a leaky pipe, high water table, or sprinkler system.

Movement of salt-laden water up through the slab is the same

CREATE

with confidence

“Very insightful classes and panels. Great hands-on learning with industry leaders.”

— Ben McGuire,
BNC Concrete



Decorative concrete thrives on creativity.

There's nothing like hands-on experience to spark new ideas for your business. And there's only one place where you can find training from world-class instructors alongside the full range of decorative concrete products.

Inspire your creative passion. Join us for the **Concrete Decor Show & Spring Training** – the only trade event dedicated exclusively to decorative concrete.



*Where Decorative Concrete
Means Business.*

March 15–18, 2011 • Nashville Convention Center • (877) 935-8906 • www.ConcreteDecorShow.com

SPONSORS







Photo by Jeffrey Adams, A.H. Harris & Sons Inc.

At one time this floor had vinyl composition tile (VCT) on it. When the tile was removed, ghost marks remained. The marks are visible even after polishing.

phenomenon that causes traditional efflorescence issues with concrete and masonry. Moisture migrates up according to the laws of physics, always seeking equilibrium, while dissolving and carrying along free lime, calcium hydroxide and salts

that have not reacted during the curing of the slab. When the salted water evaporates at the slab surface, it leaves the salts behind, which form an ever-widening line. As long as there is a continuous supply of water to the concrete, there will be moisture transmission, and the unsightly, porous tile marks will continue to develop.

Topical treatments or processes are the other major source of tile marks. The quality of the installation itself is a major factor, as is the janitorial treatment of the area. Are all of the tiles tight against one another or is there visible space? Were multiple coats of floor finish applied prior to opening? Did crews prevent janitorial liquids from puddling on the floor for extended time periods? All of these factors help determine the amount of lines and whitening that occurs during years of routine janitorial maintenance procedures.

Washing, waxing, stripping wax and rewaxing processes can drive a steady stream of dirty water directly into the concrete surface. Puddles of chemicals and dirty water ("gray" water) should not be allowed to dwell on the floor. Those seemingly harmless puddles of gray water on top of the VCT seep down through the seams into the concrete slab. Gray water with its residual chemicals soon becomes trapped underneath the tile by subsequent applications of wax and high-speed burnishing. When gray water manages to escape



Polytek
Development Corp.

The Leader in Liquid Mold Rubber for Cast Concrete

Polytek products have proven they perform BEST.

- ◆ Make the longest lasting molds, liners & stamps!
- ◆ Create the most realistic castings & textures!

Let us show you how. Call our experts today and get your project started.

800.858.5990 | www.polytek.com





CONNECT

with your industry

"The workshops were great.
I learned a lot, and I made
some valuable contacts."

— Wayne Francis,
Financial Associates



To understand decorative concrete tools and techniques,
there's no substitute for face-to-face interaction.

There's only one place where you can see the latest decorative
concrete innovations, network with your peers, and train
with the most knowledgeable artisans in the industry.

Tap into the current. Join us for the **Concrete Decor
Show & Spring Training** — the only trade event
dedicated exclusively to decorative concrete.



*Where Decorative Concrete
Means Business.*

March 15–18, 2011 • Nashville Convention Center • (877) 935-8906 • www.ConcreteDecorShow.com

SPONSORS



BE DAZZLED

Liquid Dazzle®
Westcoat's Premier Epoxy Coating

 **westcoat.**
SPECIALTY COATING SYSTEMS

www.westcoat.com
Toll Free: 800.250.4519

through the tiles' gaps and seams, it will leave behind the insoluble salts at the surface of the slab: our old nemesis, efflorescence.

As the salts are dissolved from within the slab and moved up to the surface, the body of the concrete loses its free salts and becomes even more porous as a result, allowing yet more gray water to penetrate. This repeated cycle of soaking, dissolving salts, movement of salts to the surface, evaporation of water, and deposition of salty residue at and near the surface helps create the tile mark problem.

What can you do?

Now that we understand what caused all those lines, let's get down to answering some other questions: Is the floor ruined? Will these tile marks be there forever? Can the concrete be stained to mask the lines? Will those adhesive stains polish? How come some areas have marks and others don't? Are the tire marks permanent or will they fade? How are you going to fix this floor?

Your answers should be: "No, maybe, kind of, I don't know, just because, yes and no, properly polish it." Whew, that was easy.

Of course, the final answers depend partially on the opinion of the owner, and answers will vary with the actual slab we are polishing. After all, the one thing we know about concrete is that each slab is different, and that is not going to change.

If the marks are from the top down as with marking from gray water, we can often grind off or at least minimize the presence of the tile marks. But if the marks are caused by vapor transmission up through the slab, then no matter how far down we grind, we will just keep finding the same lines, though perhaps wider and even more pronounced.

No, the floor is not ruined, and depending upon the source and severity of the moisture and residue issues, the lines may grind away. Or maybe they won't. The bottom-line message is that yes, this floor is polishable — it will accept proper densification to rejection and it can be polished up to any degree allowed by the mix design, the equipment, the tools, the chemicals

and, of course, the training and skills of the concrete polishing specialist. You can provide the owner with a solid and properly polished concrete floor that can be used with pride for years to come.

Staining the concrete may help give the concrete more of an even tone, but although that may be interpreted as masking or covering up the issue, the truth is that the lines are still going to be visible.

Adhesive stains can be polished, but hardly ever will go away. Adhesive residues, especially from cutback adhesive, will need to be degreased and cleaned until they are water-absorbent. Once a drop of water will penetrate into that discoloration, then we know that densifier will also penetrate. As long as the densifier can penetrate, it will find and react with calcium hydroxide, and then the concrete can be effectively polished and will retain its shine.

Yes, the marks will be permanent, and will not fade over time.

So here's your final answer: The way you fix the floor is to properly polish it with all of the craftsmanship and expertise that you have learned, using the chemicals and equipment that you trust to produce a floor that will make you and your staff members proud of their work. Make it shine! 🚚

Jennifer Faller has been in the surface preparation industry for the past 15 years as a decorative concrete contractor, technical consultant and owner of a distribution company. Currently, she is business development manager for Vexcon Chemicals and lead trainer for the Certi-Shine brand of polished concrete materials. Contact her at jfaller@vexcon.com.

SUCCEED

with style

"I was talking non-stop to very interested buyers!"

— Tamara Taylor,
Modello Designs



To compete, you have to master the new techniques and products that are defining the decorative concrete industry. Your business acumen and concrete skills have to be top-notch.

There's only one place where the leading manufacturers and innovators in decorative concrete converge to help you expand your business.

Ignite your drive to succeed. Join us for the **Concrete Decor Show & Spring Training** – the only trade event dedicated exclusively to decorative concrete.



**Where Decorative Concrete
Means Business.**

March 15–18, 2011 • Nashville Convention Center • (877) 935-8906 • www.ConcreteDecorShow.com

SPONSORS





Ray Anger, Decorative Concrete Staining & Scoring Inc.

Scottsdale, Ariz.



Photos courtesy of Decorative Concrete Staining & Scoring Inc.

by David Searls


Ray Anger can thank his own extended family and a touch of career disappointment for launching him into the presidency of Decorative Concrete Staining & Scoring Inc., of Scottsdale, Ariz.

Not that entrepreneurship doesn't have its own challenges and concerns. "The decorative concrete market in Arizona is terrible right now," he admits.

Still, it's better than remaining a lead technician at computer processor

developer Intel after the equipment under his supervision went robotic and he had little to do but dream of a career where he could actually accomplish something meaningful. Anger, 41, got a clue as to what that something might be every time he got together with those nearest and dearest to him.

"My whole family's in concrete," he says. "I've got a brother in Texas who builds horizontal curb-cutting machines



and another brother in Oklahoma who cuts concrete utilizing the machines my brother builds in Texas.” Ditto for a sister and brother-in-law in Atlanta. “I was the only one in my family who went to college and did anything different.”

When he made the decision to change careers and go into decorative concrete, he did nothing halfway. “I sold my house and took the profits to invest in my business,” he says.

It was a business he knew basically nothing about, so he preceded the big jump by going on sabbatical from Intel in order to attend training classes.

“At the time I was single,” he adds, maybe unnecessarily. After all, what responsible spouse would put up with a home sale and an eyes-wide-shut leap into a new career? A whole new way of life, even?

Anger hooked up with his Texas-based brother and got his first residential customers by working off of his sibling’s many industry connections. Since he was only able to charge a starvation rate in the highly competitive Lone Star market, Anger moved back to Arizona after less than a year — but with a portfolio.


A river runs through it


You can go home again, especially when home is in suburban Phoenix in the midst of apparent prosperity. “It was 2002, 2003 — right in the middle of the housing boom. There was a lot of work in high-end residential housing.”

Yeah, and we all know how that turned out.

But back to the decade’s earlier and more innocent times ...

Anger was up against a lot of local competition. “Everyone was trying to get into the business. I’d be up against





painting contractors who knew nothing about decorative concrete,” he says. “Everyone was looking for the low bid, but low doesn’t mean it’s the right bid for the job. They weren’t preparing the surfaces right, nor did they understand moisture mediation.

“Surface preparation and proper moisture mediation are the foundation for all decorative concrete, especially here in Arizona where we lead the country in floor failures due to moisture problems. We’d get the call for repair work on jobs we’d been outbid on, after the surfaces delaminated.”

Well beyond merely fixing the

mistakes of others, Anger has built a reputation in the Phoenix-Scottsdale area for getting it right. “Art ... you can walk on” is how his Web site describes his accomplishments. In addition to custom stained concrete and other flat-surface work, he does countertops and custom-designed architectural features. He blasts garnet, a natural mineral abrasive, through 3M mats to stencil.

When the housing market soured, Anger turned to commercial contracts. “To this day, we do a lot of work where we’re following an existing theme,” he says. “We can blast a design into the concrete floors, on walls, on fireplaces,

concrete countertops, wherever you want it. What people love the most about us is that, whatever it takes, we’ll figure it out.”

Anger loves working with architects who have themes in mind but allow room for creative expression. For instance, Anger and his crew set sail for Margaritaville, first to Glendale, Ariz., and then to Uncasville, Conn. They worked with architects to help create new locations in those cities for fabled rocker Jimmy Buffett’s chain of island-themed restaurants and bars. Anger and his crew got to blast, stain and etch intense blue floors with stingrays, ocean



waves and other iconic island imagery. He was asked to take on similar projects for Jimmy Buffett's Margaritaville Cafes in Hawaii and Panama City, Fla., but had to turn down the work due to schedule conflicts and cost issues.

He came back to a breezy nautical theme while working for Lakeside Bar & Grill in Peoria, Ariz. "It was another water theme," he says. "It was a sandbar that ran around the bar." Into it, Anger etched a sparkling blue river that ran the length of the bar and over the "sandy" floor.

"What we've found," he says, "is that flooring sets the ambience for a place."

Blasting and stenciling

When asked for the secret of his success, Anger says it's proper surface preparation. "We don't profile by shotblasting. It creates a cornrow effect. We open-blast because you can control the blast better, and we use garnet because you don't get a peening effect. Garnet is more of a controlled cut. Open blasting throws up a whole lot more dust, so you've got to guard against that, but it's worth it. The work lasts longer because you're giving the floor a better profile and your polymer stain grabs the surface easier. Then you start building art."

Every job is custom, and rarely

does Anger's company use stencils. For the ocean waves of the Margaritaville location in Arizona, his artist used a combination of freehand airbrush and roller techniques.

It was a different visual challenge altogether when Decorative Staining went to work at a Phoenix retirement community. The place is called Sagewood, and their logo is a sagewood tree. So Anger used an ecofriendly soy-based stain to replicate the tree's root system on a rotunda.

No messing with the process

Anger's portfolio is incredibly



diverse, his projects ranging from churches and museums to restaurants, retailers and upscale homes.

Deeply religious, the now-married father of three has accepted assignments from numerous churches of various denominations after first doing work for his own place of worship. "We just seem to connect with churches," he says.

He tells of "a little old lady who stopped by my house and showed me a book." It was eight years ago, during his time of career disappointment. The book had a religious framework and prophetic title: "If You Want to Walk on Water, You've Got to Get Out of the Boat," by

John Ortberg. "It was about risk-taking," he says.

Anger's eye-opening, risk-taking moment took him beyond the semiconductor industry, but in one sense he didn't get as far from it as he might think.

The work philosophy of Best Known Methods, or BKM, was pounded into him in an industry based on procedure and precision. "It's about developing a process and sticking with it," he explains. "You don't mess with the process."

Ray Anger has created, adapted and stuck with his own process.

From training to investing his home equity to starting his business in Texas and methodically expanding into commercial markets, Anger has developed a step-by-step procedure for achieving economic and creative freedom, career satisfaction and personal fulfillment. 📖

🌐 www.decorativestaining.com

Project Profile



At the new Auditorium Oscar Niemeyer in Ravello, Italy, 25,000 square feet of decorative concrete guides attendees to the main entrance (at right of photo).

Auditorium Oscar Niemeyer Ravello, Italy

by *Natasha Chilingirian*

With its romantic villages, breathtaking ocean views and jagged terrain, the Amalfi Coast of Italy is a perfect honeymoon destination or setting for a novel. In fact, John Steinbeck wrote about the region in his 1953 magazine article “Positano.” Not exactly the ideal place for 25,000 square feet of concrete, right? Wrong. The concert venue Auditorium Oscar Niemeyer in Ravello, Italy, features a beautiful pale gray concrete terrace on which guests can mingle and stroll prior to entering the auditorium.

Unveiled on Jan. 29, the auditorium is the latest brainchild of renowned Brazilian architect Oscar Niemeyer. Using materials from Italian manufacturer Ideal Work’s Nuvolato line, workers from Italian flooring and paving company ITAL.PAV.I. installed the large concrete terrace, which leads into the curvaceous auditorium situated on the town’s hilly, rugged shoreline. While

Project at a Glance

Contractor: Massimo Ruggiero, ITAL.PAV.I. Ltd., Salerno, Italy

Architect: Oscar Niemeyer

Timeline: Two weeks

Project specs: 25,000-square-foot terrace outside the seaside Auditorium Oscar Niemeyer

Materials supplier: Ideal Work, Valla, Italy

Products used: Ideal Floor Hardener in Pewter, Ideal Hard Sodium Silicate Densifier

modern architecture is a far cry from the historic look of most structures in the area, Ideal Work managing director Luca Seminati says the project’s neutral coloring allows it to blend into its surroundings.

“It’s a concrete floor and is really simple, but it fits perfectly in that place,” Seminati says. “It’s a minimalist look. At first, people said a concrete floor would be



Photos courtesy of Ideal Work

crazy. We offered to the architect to do stamped concrete, but he was convinced that natural concrete was the best, and it turned out to be the best.”

The project’s history dates back to 2000, when Niemeyer first presented the auditorium plans. One of the most famed architects in the world, the now 102-year-old Niemeyer boasts achievements that include designing the Cathedral of Brasilia and the National Congress of Brazil and winning the Pritzker Prize in 1988.

Nearly 10 years passed before work on the project could begin, as Niemeyer and his project partners faced petitions and claims in court. (The project’s opponents included environmentalists who believed the auditorium would disrupt the coastline’s natural beauty.) “They had some major bureaucracy problems, but once the papers were signed and everything was solved, they got started,” Seminati says.

A large Italian construction company secured the job of building the structure via a public bidding process — the

auditorium is owned by the town of Ravello. The concrete terrace job was then outsourced to ITAL.PAV.I. and Ideal Work, who have teamed up on jobs in the past. “(ITAL.PAV.I.) is our contractor for special projects,” Seminati says.

It was Niemeyer, a decorative concrete pioneer, who selected natural-looking concrete for the terrace, Seminati and ITAL.PAV.I.’s Massimo Ruggiero say. Bordered by a fence and chocolate-brown pillars, the solid color surface is tinted in light gray for a natural look. “You can see the look of the concrete,” Seminati explains. “There’s nothing really fake about it.” Niemeyer has been known to favor reinforced concrete for its aesthetic qualities in his work, and Ruggiero says the architect felt adding additional color was not necessary.

Ruggiero says Niemeyer felt color was unnecessary as the auditorium and its surroundings held enough beauty on their own. “Concrete is perfect,” Ruggiero says.

The fairly simple installation

process was completed by ITAL.PAV.I. workers in just two weeks. First, they poured concrete approximately 6 inches thick. Then, workers applied Ideal Floor Hardener, a dry-shake hardener with titanium dioxide, in a Pewter color. They put down 90 pounds to 120 pounds per 100 square feet. Seminati says the hardener gives the floor a reflective quality and provides durability in harsh weather.

“Ideal Floor dramatically improves the abrasion resistance of concrete,” he says.

The contractor completed a broom finish after applying the hardener, and after seven days, the floor was finished with Ideal Hard Sodium Silicate Densifier. Seminati says this colorless, VOC-compliant product seals, densifies, hardens and waterproofs the surface in one step. It allows the floor to resist dust and other signs of wear that heavy pedestrian traffic can cause, he adds.

“The main reason why they chose this product was because it doesn’t change the natural look of concrete,”



he says. "Ideal Hard will not yellow, discolor, chip, peel or show unsightly wear patterns with use. In fact, the more an Ideal Hard floor is used and matures, the better it looks."

Ruggiero says he was impressed with the products' qualities and the fact that Ideal Work staffers were involved throughout the job's duration.

"The job needed a great consistency of color and a warranty for 10 years," Ruggiero says. "Ideal Work products match this expectation. The general contractor was also happy to know that Ideal Work would supervise the application of its products."

The work process ran smoothly with no bumps along the way, according

to Ruggiero. "The job was fine," he says. "And we enjoyed working in that spectacular place!"

Seminati says the biggest challenge posed by the Auditorium Oscar Niemeyer project as a whole was creating a look that would compliment its historic, rugged surroundings.

"In this area, we have old-style houses and romantic areas, and nothing that's so modern," Seminati says. "The challenge for the architect was to create something modern that could fit in this place."

Maintenance of the terrace requires only a regular washing, thanks to the longevity of the chosen materials, Seminati says. "That was another request





— a low-maintenance floor, which is why we used these types of materials.”

Just one element of the abstract-looking structure, the concrete terrace leads to the semi-oval auditorium entrance, which looks similar to the mouth of a large cave. The white building’s top floor, which holds the actual auditorium space, seems to defy gravity as it hangs partially over the terrain’s edge. The auditorium seats 400 and was designed to promote perfect acoustics — the building also holds a recording studio and rehearsal room. One especially unique feature is its mobile stage, which can be elevated to create space for events such as conventions. Ample window space gives spectators a complete view of the sea. Outside, an oblong plaza connects the auditorium to surrounding roads, and a parking lot allows room for 107 vehicles.

The land’s uneven surface posed challenges. However, Niemeyer embraced the site’s texture by designing the structure to fit the earth’s natural shape.

Seminati says Niemeyer didn’t want to build an expensive project that would require unnecessary earthmoving, so he decided to build the parterre (the seating area at the rear of the theater’s main floor) exactly according to the existing slope.

Ruggiero says the auditorium’s impact can only be fully appreciated in person.

“The way the architect includes the auditorium on the incredible Amalfi Coast, it is incredible,” Ruggiero says. “You have to be here to fully understand. The best picture can only give you 20 percent of the emotion.” 📷

www.idealwork.com



Self-Levelers

Workers installed Ultratop in natural gray from Mapei as flooring at the Anchorage Museum in Anchorage, Alaska.

Photo courtesy of Mapei



Photo courtesy of The Quikrete Cos.

by Stacey Enesey Klemenc

If you've got a structurally sound substrate and a short timetable, a self-leveling overlayment may be your best option for refurbishing an existing floor in either a home or a commercial establishment. From featheredging to multiple layering, today's quick-curing products are mostly used to even out horizontal surfaces, raise floor levels to match new thresholds or breathe new life into old floors without the fuss and expense of tearing up or troweling over. Most resurfaced areas can be open to foot traffic within two to six hours and to electricians, plumbers and other "trade traffic" in a day.

Some people say self-leveling concrete and self-leveling toppings are

the same thing. Others contend self-leveling concrete is used full-depth while toppings are applied to an existing base. Many divide self-leveling concrete into two categories: underlayments that need some type of covering like carpet or tile, and overlayments that can be covered or decoratively finished as a wear surface.

But all agree with this definition from Ray Kaligian, director of Levelrock business and product development for USG Corp.: "Self-leveling concrete by design is meant to be poured or pumped onto a surface, and the slurry seeks its own level or moves out on its own without a lot of labor on the contractor's end. In contrast, regular concrete



Darius Gross of San Diego-based Life Deck Coating Installations pours Westcoat Specialty Coating Systems' TC-25 on a living-room floor. The material was used to level the room and was poured between 1/4 inch and 1/2 inch thick. It was hard enough to walk on and stain within a few hours. The floor was stained with Westcoat SC-35 Water-Based Stain and Sealed with EC-11 Water-Based Epoxy and EC-96 Satin Polyurethane Topcoat.

typically is designed to have body so it stays in the shape it's poured in."

Just like regular concrete, self-leveling overlays can be integrally colored, stained, stenciled, saw-cut, sandblasted or polished. In rare instances, contractors have used dry-shake color and other hardeners with some success. You can use inlays before pouring and you can add glass or aggregate to some mixes. About the only thing you can't do to self-leveling concrete is stamp it. The pattern would simply self-level because it's so fluid. That makes taping designs out of the question, too.


One company even makes a self-consolidating countertop mix — Quikrete. Others say that you could use their self-leveling products for countertops, but they acknowledge their mixes were not designed for it.

A wide variety

The ingredients in self-leveling products vary widely, says Scott Thome, director of product services for L.M. Scofield Co. Some are made with sand, cement and a binding polymer. Others feature blended cement, gypsum and special modifiers. Still others contain superplasticizers, which give concrete the flowability of a mixture with a much higher water content. "None are really the same," Thome says. "They are designed for the same use, but they don't share the same chemistry."

"Superplasticizers can give concrete 8 to 12 inches slump without your adding more water, and they are also used in many overlay products to increase flexibility and ease of spread," says Rich Cofoid, national sales manager for Increte Systems Inc.

Self-leveling overlayments are designed to be thinly applied over existing concrete yet provide a compressive



This stained design was applied on Mapei's Ultratop in white at the Tropicana Casino & Resort in Atlantic City, N.J.

What Contractors Prefer ... and Why

by Stacey Enesey Klemenc

Self-leveling products vary widely in their makeup, so which one you choose may largely depend on what you plan to do with it.

Polish it

Take Matt Johnson, principal of Green Earth Floors in Tuckahoe, N.Y., for instance. The contractor, who stains and polishes a lot of floors in the New York City and the Tri-State Region, swears by CTS Cement Manufacturing's Rapid Set TRU, a hydraulic cement-based self-leveling concrete product that can be used indoors and outdoors as a topping, a floor resurfacer or an underlayment.

"TRU is a great product and very versatile," he says. "It produces the prettiest and richest-looking (surface) of all the resurfacing flooring solutions out there. I like it because I get very consistent results, which is important not only to my end result but to architects and designers when specing a floor. I've tried many others and they just won't take the weight and friction of the heavy grinders needed for polishing."

"Our TRU has very little polymer in it," explains CTS concrete sales representative Joe Zingale. "When you're polishing it, it's like polishing real concrete. That's where our product shines over the competition."

Johnson says the product, which lays down like water, levels out quickly and remains workable for about a half hour. Crews can walk on it in three hours, coat it in 12 and grind it in 24. And if a pour hasn't gone well, imperfections can be ground out.

"No one gives us the floor for very long, yet New Yorkers won't tolerate imperfections," Johnson says. "They expect results like they do with carpeting — instantaneous."

Johnson notes TRU also achieves strength early, hitting 5,000 psi in 24 hours. In 28 days, that number climbs to 6,500 psi.

The Green Earth Floor principal adds that he favors smooth monolithic floors, using stencils and

different colors of stains to create patterns. He prefers not to use saw cuts as decorative elements, because they have the potential to hold dirt and grime, create trip hazards and are prone to failure.

Making the mark

Down in Tampa, Brian Elsinger, owner of Unique Concrete of Florida, has stuck with the Increte self-leveling floor resurfacer for his jobs. "Once you learn to play the game, you don't want to switch teams," he says. "I stick with what I know and I can make it work every time."

Elsinger typically colors his floors with acid stains or water-based dyes and cuts patterns with a high-speed rotary tool or a track saw. "The product is put down so thin you have to use a special saw to try to keep the grout line color-consistent," he says. "If you cut too deep, you'll hit the concrete below the topping." If that happens, he says, they come back and use tile grout.

Even though the product levels on its own, Elsinger moves it around with a gauge rake to apply the product to the floor at the desired thickness, generally 3/16 inches. To get rid of the rake lines, he uses a Magic Trowel, a soft-rubber 18-inch trowel on a handle. "If it's done properly, you won't see the trowel lines," Elsinger says. "You'll see — but not feel — a pattern of swirls and bends. That's how I put life into a floor."

The Florida contractor says staining the self-leveling product can be tricky. He usually has two or three guys pumping a color of stain onto the floor at the same time, diluting different batches at various percentages — say 50 percent, 10 percent and 100 percent — to create a mottled look. "It's all just a guessing game, and you don't really know what it's going to look like until you put the sealer on," he muses.

When he first started using the Increte resurfacer, Elsinger recalls, he encountered a couple of problems. At first, he kept getting bubbles and

trowel lines wouldn't disappear. But he discovered both problems went away when he applied the bonding agent a bit differently. "I don't know if it's true for every self-leveler, but if I wait for the first coat to dry and then roll out a second coat and let it set overnight, it seals the concrete and doesn't let it breathe. Proper preparation is key to a good-looking job."

Covering wood

Todd Seaboch, owner of Concrete Craftsmen in Santee, Calif., reports good results with TC-25 Self-Leveling Cement from Westcoat Specialty Coating Systems on wood as well as concrete substrates.

"I've done several jobs over a (properly framed) wood substrate, but I prepped the floor with HardieBacker cement board and Westcoat WP 90 and fiber lath, or with the Westcoat ALX system (that is reinforced with metal lath)," Seaboch says. "It's important when going over wood that you don't have any voids where the self-leveling material can seep through."

He says the Westcoat topping maintains its fluidity a little longer than some of the other products he's used. "I find this product a little friendlier to use than others I've tried. You've got a good 10 minutes to work it," Seaboch says. "You can go back in a short amount of time and move it around a little bit and add more to areas that are sinking in. You can fix a little bubble area but you have to be pretty quick. Others, you can't do anything to it once you've raked it."

Seaboch says he prefers to use water-based stains and typically uses two or three colors at the same time. He has yet to try integral colors. "I like a white base to start with," he says, "just like a new canvas."

 www.greenearthfloors.com

 www.uniqueconcreteinc.com

 www.concretecraftsmen.com



Photo courtesy of Ardex Engineered Cements

Ardex Engineered Cements' SD-T self-drying, self-leveling concrete topping, saw-cut and stained at the Renaissance ClubSport in Aliso Viejo, Calif.




Photo courtesy of Green Earth Floors

This pet supply store floor was created with CTS' Rapid Set TRU, dyed, then polished to 400 grit.

strength of anywhere from 4,000 psi to 8,000 psi when completely cured.

Manufacturers agree these products don't behave the way typical concrete does, so there is a learning curve before an applicator is proficient in their use. "Self-leveling is something installers need to be trained for," says Hendrick Goller, director of marketing for Ardex Engineered Cements. "Most installers can't just do it out of the gate."

Ardex is among the companies that offer free training seminars to applicators, Goller adds. The company has training centers at its headquarters in Aliquippa, Pa., plus Dallas, Ga., Mansfield, Texas, Anaheim, Calif., Kent, Wash., and Portland, Ore.



Photo courtesy of Unique Concrete of Florida

Brian Elsinger, owner of Unique Concrete of Florida, created this salon floor in Tampa, Fla.

The Quikrete Cos. makes a fast-setting, self-leveling floor resurfacer that's designed to be poured in strips and doesn't require any mechanical finishing. "It's self-mending," says marketing vice president Frank Owens. "Just pour it in one-foot-wide strips adjacent to each other and it will all blend together." You can use a gauge rake, he adds, but you don't have to. Quikrete also offers a normal-set, self-leveling resurfacer and polymer-

modified concrete resurfacer.

Although most self-leveling products are designed for indoor use only, the Quikrete floor resurfacer can be used outdoors as well. However, cautions Owens, "It's critical that you block the surface from the wind so it cures at a consistent rate. Otherwise you could get shrinkage cracks." He said Quikrete Concrete Resurfacer is specifically designed for exterior applications. It can be applied with a squeegee.

Other companies that make self-leveling products that can be used for interior and exterior applications include CTS Cement Manufacturing Corp. and Ardex. Mapei is currently considering adding one to its offerings.

Prep and application

Self-leveling overlays are primarily designed to adhere to concrete substrates at least 28 days old, but some products are tailored to be used over other materials, including plywood, tile or terrazzo floors. Manufacturers that make the more versatile products recommend securing metal lath reinforcement to the floor first before pouring over wood, while others also suggest using a backer board along with a waterproofing product. Regardless, the surface needs to be clean — free of oil or other bond-breakers — before a self-leveler is poured.

When applying a self-leveler over concrete, the existing concrete typically needs to be profiled by shotblasting, grinding or scarifying. It then should be primed for maximum adhesion and to ensure the leveler's best performance.

USG's Levelrock line, however, needs minimal subfloor surface prep, and the base doesn't have to be roughed up in any manner, says Kaligian. "And



USG Corp.'s Levelrock Proflow is pumped onto a concrete substrate.

Photo courtesy of USG Corp.

where most cementitious products shrink when they set up, ours has a minute amount of expansion. It will expand in nooks and crannies on existing floors and lock itself in place."

Most applicators use a gauge rake or a spreader to help maintain the consistency of the self-leveling pour, which typically ranges from 1/4 inch to about 1 1/2 inches. It can be deeper but it usually isn't. "Most self-leveling

applications are installed at less than an inch thick," Goller says.

Adding color

When self-leveling concrete was in its infancy, it was dark gray or chocolate in color and was primarily used to level out a floor before tile or carpet was laid, says Paul Koury, president of Westcoat Specialty Coating Systems. Today, self-leveling products largely come in white or light gray — Westcoat introduced its white TC-25 Self-Leveling Cement at World of Concrete in February. Some companies, such as Ultratex Coatings Ltd. and Increte, also offer premixed integrally colored products.

"If it's a large job, we'll preblend the color," says Increte's Cofoid. "If you want integrally colored concrete, we have that capability as well. Just add water."

According to Thome, Scofield discontinued its integrally colored product line because the product had to be altered for each new color. "It was a nightmare," he says.

He cautions contractors to be careful when integrally coloring a mix, because integral colors dehydrate the mix, some more than others. "Every pigment has a different water demand," he says. "When you're pouring 1/4 to 3/8 inches thick, it's more critical to have fluidity than it is with normal concrete."

Also, while the ratio of integral-colored pigment to cement should be



Photo courtesy of Westcoat Specialty Coating Systems

Todd Seaboch of Concrete Craftsmen, in Santee, Calif., created this intricate design using acid stain, EC-31 epoxy and EC-96 Satin Polyurethane over TC-25 self-leveling material, all from Westcoat.

the same as with traditional concrete, you will be adding more pigment to self-leveling concrete because the cement content per bag is much higher. "Overlayments have twice the cement content of standard concrete," says Quikrete's Owens. "You may have to find out through trial and error how to make the color you want while getting the material to flow properly."

Cofoid says if you're coloring a mix yourself, liquid is the way to go. "The consistency of the color mixed with machines is more accurate."

Todd Miller, business manager for Mapei's concrete restoration systems, says his company's high-flow, high-performance overlayment called Ultratop can be integrally colored with powder pigments or liquid colorant. "We have published guidelines to help you with that process," he says, "though there is no replacement for performing a suitable-sized mock-up to ensure the desired results are achieved."

The more popular way to color self-leveling overlayments is to use a solvent-based dye or acid stain, Thome

says. "Dyes are easy to use on self-leveling toppings because they absorb very well."

Increte's self-leveling overlayment, New-Crete, accepts acid stains better than regular concrete, Cofoid says.

Facing the challenges

One of the biggest challenges associated with self-leveling products is that they cost more, says Koury. "And you have to take the time to understand the principals of preparation to get the job done right."


Self-leveling materials pose a particular challenge to applicators because they set quickly. "It takes a fast-moving crew to do the job right," he says. "They have maybe only 5 to 10 minutes to tie in each mix before it starts to harden. That's a bit of a challenge. We usually have two people mixing and two people putting down. You have to apply the product wet on wet." 🛠️



Photo courtesy of Increte

- 🌐 www.ardex.com
- 🌐 www.ctscement.com
- 🌐 www.scofield.com
- 🌐 www.increte.com
- 🌐 www.levelrock.com
- 🌐 www.mapei.us
- 🌐 www.quikrete.com
- 🌐 www.go-ultratex.com (Ultratex)
- 🌐 www.westcoat.com

Want to learn more? Search online at www.concretedecor.net



Consistent Color.
Dependable
Quality.



BRICKFORM Cem-Coat is a richly pigmented, cementitious coating that is opaque, high-strength and used for coloring any unsealed concrete surface.

- UV-resistant
- Reduces fungal effects
- Create antique, marbled, and faux paint effects
- Beautiful results and added value to your customers
- 42 standard colors and customizable to match colors by our lab

See our full line of decorative concrete products and tools at www.BRICKFORM.com



www.BRICKFORM.com

**SGS SOLOMON
COLORS, INC.**
The World Leader in Concrete Coloring Solutions
www.solomoncolors.com

IL: 800-624-0261
CA: 800-483-9628

Decorative Concrete Recipes 2010

by Kelly O'Brien

With an economy like ours, success is dependent on your ability not only to deliver a high-quality product, but also to be creative and innovative, to give your customer something that truly stands out. For this collection of concrete recipes, we let that thought guide us in selecting the following techniques, chosen for their creative flair.

Whether it's incorporating homeowners' interests with a custom aggregate or opting for a free-form staining

technique to achieve a flower design, we hope the techniques featured in each of these recipes will inspire you to try something new.

Editor's note: If you're a fan of recipes like these, you're in luck — you won't have to wait another year for more! Look for another batch of recipes in our next issue, as we turn this once-annual feature into a regular column.

Wildflower Drops

Michael Miller, The Concretist — Benicia, Calif.

These free-form flowers are a great way to bring some unique and colorful details into a floor design.

Ingredients:

Acid/water solution — 1:10 muriatic acid to water

Colormaker Patinatech stain: Ebony — diluted 1:5 with acid/water solution

Miracle-Gro fertilizer powder

Ironite mineral supplement

Colormaker Aquacolor pigments and Deso Dyes: primary colors, black and white

Acetone/water solution — 1:2 acetone to water

Surtec CL-630 low-VOC solvent-based acrylic sealer

Required equipment: a Preval or hand-pump sprayer, pipettes (Miller uses the plastic tube from his sprayer, but you could just as effectively use drinking straws)

Directions:

■ Stain the concrete substrate with the diluted Patinatech and while it is still wet, sporadically cast on Miracle-Gro and Ironite. These will form the background for the subsequent application of "wildflowers" using the Aquacolor pigments and Deso Dyes. Miracle-Gro will generally go a light pink when applied over Ebony, and Ironite will give you tans, oranges, reds, and browns. Both of these will produce a lighter background than the Ebony stain — perfect for receiving the flowers.

■ Let the stain dry, and then rinse well, making sure to leave no salty residue. Then, let dry again.

■ Take your Deso Dyes and Aquacolors and mix batches of any color you want to incorporate. Use the acetone/water solution to dilute the colors to the desired saturation. (The



Photo courtesy of The Concretist

beauty of this technique is the level of design flexibility; you can use any or as many colors as you want — go nuts!)

■ To encourage a watery bleed (which will produce a look similar to wildflowers moving, being blown by a slight breeze), wet down the surface with the acetone/water solution, applied with a Preval or hand pump sprayer.

■ Apply drops of color with the pipettes. Place pipette in a container of color. Fill with the desired amount. Place index finger over the pipette (this will hold the liquid color in the tube). Choose an area (generally in the vicinity of where the Miracle-Gro and Ironite was applied, but don't worry about staying in the lines). Lift your index finger off the pipette and let a drop of color fall. Repeat to form your flower patterns.

■ Once your flowers have dried, finish off the surface with your sealer.

Beach Glass Countertop

Richard Holschuh, Concrete Detail — Brattleboro, Vt.

This countertop design evokes the look of a lakeshore with integral color and acid stains, plus the homeowners' collection of beach glass used as a creative custom aggregate.

Ingredients:

Custom wet-cast mix, two batches:

Total Cementitious Binder (TCB) – 25% of batch – Comprised of:

Type I/II portland cement – 20% of batch

Class F fly ash (pozzolan) – 2.5% of batch

VCAS (pozzolan) – 2.5% of batch

3/8-inch minus gravel – 38% of batch

All-purpose sand (coarse/medium, bagged) – 20% of batch

Mortar sand (fine, bagged) – 17% of batch

Water – 33% of TCB

Grace Advacast 555 superplasticizer/viscosity modifier – 1% of TCB

Grace Eclipse shrinkage reducer – 1% of TCB

Nycon Kuralon RECS15 PVA fiber – 0.8% of TCB

In one batch only:

Blue Concrete iron oxide pigment: Walnut Brown, at 0.125% of TCB

Concrete Countertop Supply iron oxide pigments: Yellow, at 0.75% of TCB and Light Red at 0.125% of TCB

Beach glass, sorted by color

9-gauge ladder wire, cut to the shape of the countertop

Concrete Depot acid stains: Southern Avocado, Bermuda Green and Malaysian Amber

Baking soda solution (1 pound baking soda to 5 gallons water)

Silpro C-21 All Acrylic admixture

Kinloch EAP topical sealer, matte

Denatured alcohol

Required equipment: polyethylene sheeting, hand-held wet grinder, diamond cup wheel, polishing pads up to 1,500 grit, 3M Gray Stone Polish Pad 4000

Directions:

■ Build your wet-cast form. For this project, Concrete Detail cut the form out of 2-inch XPS foam sheets and secured them to a 3/4-inch melamine base sheet with double-sided carpet tape. Then they covered the form edges in vinyl tape and sealed the joints with silicone caulk. However you build your form, make sure you use a pencil to sketch out the boundaries for each band (one caramel-colored, one with the beach glass, and one plain gray) for guidance when placing the concrete.

■ With your form upside down and ready to go, weigh out both batches of concrete (one with and one without pigment) and mix them at the same time, in separate barrel mixers.

■ Place the caramel-colored batch first, in small handfuls, against the edge of the form, and fill out to the pencil boundary. Fill this band to a depth of 1.5 inches.

■ Place the crushed beach glass in its designated zone in transitioning color groups and lock it into place with small handfuls of the gray concrete placed on top of it. Level this section off at 1.5 inches as well.

■ Fill in the remaining band with gray concrete to 1.5 inches, and lay your wire reinforcing down, tying it off to the



Photo courtesy of Concrete Detail

form to maintain its position.

■ Then, color by color, fill the form up to the top.

■ Vibrate the filled form to consolidate, and cover for the night with polyethylene sheeting.

■ The next day strip the forms and carefully flip the casting. Wet it down, cover with a damp curing blanket, and rewrap it in the plastic sheeting again for several days.

■ Once that time has passed, it's time to finish what will be your countertop surface. Begin by wet-grinding with a diamond cup wheel and resin pads to expose the gravel in the caramel band and the beach glass on the border of the gray band — you'll be able to see the beach glass beneath the surface, which will make it obvious where to grind. (The rest of the gray band should be left alone for acid staining later on.) Once you've exposed the glass and stone to the desired point, lightly wet-polish the entire surface and edges to 200 grit.

■ Mix two slurry batches at the same ratio as the master batch — one with pigment and one without — using cement and the acrylic admixture. Mix them to the consistency of yogurt and with gloved hands rub them onto the surface, matching them to the color bands, and smooth with a putty knife. Do two coats, and allow the first to cure overnight and polish it off before repeating the process for the second. Let the twice-slurried, polished slab air-dry for one more night.

■ For the final band of color, mask the caramel band and the beach-glass band with cardboard and apply your three stains with a small pump-up sprayer as desired.

■ After two hours, scrub the area, neutralize it with your baking soda solution, rinse thoroughly and let dry overnight. The next day finish your surface with two thin coats of sealer, applied with an HVLP sprayer at a 70:30 dilution of Kinloch EAP topical sealer to denatured alcohol.

■ After drying overnight, scuff the sealer with 1,500-grit wet/dry paper to knock down any dust motes, and finally, lightly rub the countertop with your 3M pad to even out the sheen.



Monolithic Planter Boxes with Benches

Randy Klassen, Klassen Concrete, and Amber Artl,
2E Perspectives — Winnipeg, Manitoba

Photo courtesy of Klassen Concrete

Structures like these — with a smooth, weathered surface and a nature-inspired pattern, cast in relief — have the power to turn unused sidewalk space into a lush roadside minipark.

Ingredients:

High-density particleboard

Randy Klassen's "Canadian Special" concrete mix:

32 MPa (roughly 4,600 psi) concrete with 5-7 percent air entrainment

20 mm (roughly 0.8 inches) stone

Grace Construction STRUX 90/40 macro fibers for precast applications — 1 bag per cubic meter

Grace Construction MicroFiber — 1 bag per cubic meter

Interstar Integral Color, 4416 Buff — 0.5 bags per cubic meter

Rebar, 10 mm and 15 mm gauges

Universal Concrete Accessories Acid Stain: Black — diluted 1:1 with water

Sonneborn Kure-N-Seal 30

Required equipment: router with an assortment of plunge bits

Directions:

- The relief design is the first step on these boxes. Take sheets of high-density particleboard and, using your router and plunge bits (Klassen used a 1/2-inch, a 1/4-inch and a 3/8-inch bit) carve your relief design into the board's surface. Klassen went with a simple, soothing blades-of-grass design, but the possibilities here are pretty limitless.

- When building your forms for the planter boxes, line them with the high-density particleboard. Even on the sides

of the planter with no design, use uncarved board — it will give the boxes a smooth, natural surface.

- To achieve the floating look of Klassen's planter benches, incorporate two or three cantilever supports for each bench into the form design,

- Mix your mix and pour the planter boxes monolithically. Do this at your shop. The benches themselves will be poured once the planters are on-site.

- As you fill your forms, stop when they are a quarter, half, and three-quarters full, and each time, place 10 mm rebar corner ties at each corner for reinforcement.

- Once your planters have fully set, transport them to the job site (with forms still attached) and install them. Only when the planters are installed should you strip the forms — this will help to protect the relief designs from damage.

- Planters installed, build a support structure for your bench forms so the benches can be poured right atop their waiting supports.

- Mix up another batch of the "Canadian Special" and pour your benches, incorporating three bars of 15 mm rebar per bench for reinforcement. Let them cure for 4 days.

- To finish the planters, apply a single coat of diluted acid stain to the grass blades and the benches, and let it dry.

- Finally, the grass blades get a single coat of sealer and the benches get two coats. The rest of the planters' surfaces are left unsealed, to maintain the natural, raw concrete feel.

Out-Of-This-World Floors

Ryan Neal, SBR Concrete — Bedford Heights, Ohio

Reminiscent of nothing so much as the surface of Jupiter, this rich swirling effect is guaranteed to take any floor up a notch.

Ingredients:

Elite Crete Thin Finish cement overlay, mixed with 0.5 oz. Elite Crete Portion Control Colorant: Desert Beige

Elite Crete E-100 VB-6 epoxy: clear

Elite Crete E-100 UV-1 epoxy: clear

Elite Crete Reflector Enhancer: Brass, Gunmetal and Moss

Elite Crete Hydra Stone dye stain: Chocolate Brown

Required equipment: spray bottle

Directions:

- Grind, acid etch and neutralize your substrate.
- Apply one coat of the colored Thin Finish, and let dry before applying a second coat.
- Apply one coat of the VB-6 epoxy at a thickness of 12 mils and let dry.
- Make sure you have everything you need for the next several steps close at hand. The process has to be done quickly due to the fact that epoxy has about a 15-to-20-minute window of workability.
- Mix each color in a separate 2-quart batch. For the Brass, add 2 teaspoons of Reflector Enhancer to 2 quarts of UV-1 epoxy. For the Gunmetal, 1 teaspoon of Reflector Enhancer to 2 quarts of UV-1 epoxy. And for the Moss, 2



Photo courtesy of SBR Concrete

teaspoons of Reflector Enhancer to 2 quarts of UV-1 epoxy.

- Apply one coat of clear UV-1 epoxy and then, while the epoxy is still wet, it's time for the color. Drizzle each of your colors randomly across the surface. (Remember, work quickly!)
- Once your Reflector Enhancer colors are drizzled, lightly mist the surface with the Hydra Stone. Use a Windex-type spray bottle for this application — you only need a very small amount of the Hydra Stone.
- Finally, using a steel trowel, lightly trowel the floor to mix the colors together and achieve the marbling. Let it set.

Quicksilver Facelift

Larin Felker, Life Deck Coating Installations
— San Diego, Calif.

Even with a substrate riddled with cracks, pits and spalls, this high-build metallic finish will give your floor a look that is quietly mesmerizing.

Ingredients:

Westcoat EC-72 epoxy patch gel

Westcoat EC-12 low-viscosity primer

Westcoat EC-31 pigmented epoxy topcoat: White

Westcoat EC-38 Liquid Dazzle: Silver

Required equipment: shotblaster, roller with a carpet-textured roller cover

Directions:

- Prep your surface with a shotblaster and patch any remaining imperfections with the epoxy patch gel.
- Once the patch gel has dried, sand the surface with a palm sander and 80-grit paper. Wipe clean with solvent.
- Put down one coat of primer and let dry.
- Put down one coat of the pigmented epoxy. Keep in mind that

while this is your base coat, it will still have an impact on the finished look because Liquid Dazzle is somewhat translucent.

■ Once the base coat has dried, mix up the Liquid Dazzle and spread it over the entire surface at a uniform depth.

■ Using the carpet roller, go over the entire surface. This will allow air to escape.

■ Once you've rolled the surface, the Liquid Dazzle will level itself out and take on that mercury-like sheen you're after. Let the surface cure completely. (This usually takes 6 to 8 hours.)

■ The floor pictured here is straight Liquid Dazzle, with no additional topcoat, but Felker says that for a less glossy look that retains the same reflective dazzle, you could use a satin finish over the top. 🛠️




Photo courtesy of Westcoat Specialty Coating Systems

Design Ideas



Photo by Brad Sleeper

Schools

by Emily Dixon

Rosedale Elementary School, Hillsboro, Ore.

Contractor: Sustainable Flooring Solutions

Vancouver, Wash., company Sustainable Flooring Solutions worked with Hillsboro, Ore., general contractor Robinson Construction Co. to create a concrete placement method that successfully generated terrazzo-style polished concrete floors at Rosedale Elementary School in Hillsboro.

“The more successful polish jobs we’ve had are when we’ve had preconstruction meetings,” says Brad Sleeper, general manager at SFS.

Working with an exposed aggregate concept proposed by Portland architecture firm Mahlum, the team placed a concrete mix that utilized a pea-gravel aggregate. The placement contractor installed the concrete by striking it off level, smoothing with a C-channel float and power-troweling to consolidate the surface. These methods kept the aggregate near the top and made it possible for Sustainable Flooring Solutions to get uniform aggregate exposure when they polished the floor. Starting with 60/80-grit metal-bonded diamonds, they achieved even exposure of the aggregate by the

end of a grind at 150 grit.

Next, they squeegeed a cementitious slurry mix of CTS RapidSet Cement All fortified with portland cement to fill voids left from the grinds. The floor was polished at 100 grit, 200 grit and 400 grit before workers applied AmeriPolish Raw Sienna dye and Lythic Densifier from Lythic Solutions. They finished out the project with an 800-grit polish and an application of Lythic Protector, also from Lythic Solutions.

In total, Rosedale Elementary School now has 8,000 square feet of polished concrete, with 7,000 of it colored.

“Originally it was going to be just 1,000 square feet of dyed color with the rest of the project looking natural, but they switched those numbers around,” says Sleeper. “They really liked the color.”

Because Lythic Densifier does not have caustic residue that needs to be disposed of, the school was able to achieve additional LEED points. As a result, Sleeper says Rosedale Elementary is one of just a handful of schools in the country to meet the LEED Gold Standard.

 www.sustainableflooringsolutions.com



Bomanite of East Tennessee colored this analematic sundial with Color Juice from American Decorative Concrete Supply Co.

Storm Grove Middle School, Vero Beach, Fla. Contractor: Bomanite of East Tennessee Inc.

When the School District of Indian River County, based in Vero Beach, Fla., and St. Augustine architect Schenkel Shultz Architecture decided to make a new middle school LEED certified, decorative concrete was a natural choice.

“The basis of the design is sustainability and it’s built around LEED principles,” says Schenkel Shultz project architect Johnnie Lohrum Jr., LEED AP. “Decorative concrete is a very green product, it’s very low-maintenance, and it will save the school district a lot of money in the long run.”

Despite the 750-mile distance between its Knoxville headquarters and Storm Grove Middle School, Bomanite of East Tennessee Inc. was awarded the contract to provide the school’s polished and stained decorative concrete floors. Having worked with the architect on a previous project, Bomanite was included in the bid process alongside Vero Beach general contractor Proctor Construction Co.

“As with all projects that we do out of town, you have to mobilize manpower, equipment and materials,” says Bomanite of East Tennessee co-owner Kathy Killingsworth. “Even your best-laid plans don’t cover everything involved. Additional shipping and trips to keep materials on the job site and equipment maintained and in working order were necessary but not unexpected.”

Additionally, the company rented a furnished house in Florida for the crew. “They felt more like they were going home than just back to a motel room after a long day of work,” she says.

Over three months, the crew was responsible for 104,310 square feet of polished and stained concrete and 14,604 lineal feet of decorative saw cuts.

To begin the process, Bomanite first saw-cut designs as specified by the architect, cutting with 40-grit, 80-grit, and 150-grit metal-bond cutting diamonds. They then cleaned out all of the construction joints and decorative saw cuts, filling them with polyurea joint filler.

Next, Bomanite cut the floor with a sequence of resin-bond diamonds — 100 grit, 200 grit and finally 400 grit. After densifying with Convergent Concrete Technologies’

Pentra-Sil and dyeing the floors using AmeriPolish dyes in Sepia, Pine Green, Burnt Sienna and Raw Sienna, they polished with an 800-grit resin-bond diamond. Finally they applied Convergent’s Pentra-Guard and ran one final burnish with an 800 HTC twister pad.

In addition to the floors, Bomanite of East Tennessee was asked to complete a sundial in the center courtyard for the school’s five buildings. This wouldn’t be just a simple stamped pattern. It actually had to work. “One of the basic concepts of the school is to use the facility itself as a learning tool,” says Lohrum.

With that in mind, the architect designed an analematic sundial, which uses students’ shadows and standing positions to tell time.

Bomanite colored the sundial area per the architect’s instructions using American Decorative Concrete Supply Company’s Color Juice in Mahogany, Walnut and Sand.

Despite the long distance, the project proved to be worthwhile for Bomanite. Another school in the district had VCT flooring, and after a moisture issue, Proctor Construction had Bomanite install polished concrete there as well.

www.bomaniteetn.com





Billy Ryan High School, Denton, Texas.

Contractor: American Concrete Concepts Inc.

It's no big surprise that locker rooms can get dirty, and maintenance costs can get quite high on a floor that is constantly exposed to mud and cleats. With that in mind, the athletic director of Billy Ryan High School in Denton, Texas, was looking for new floors that were easy to clean and maintain.

"Once we showed them how we can dye concrete, that really tripped his trigger," says Mike Stoyanoff, American Concrete Concepts Inc.'s regional manager for Texas. "We went in there with multiple colors and logos on the floor. They never had that opportunity before."

Originally the school was going to go with a different substrate, but Sloan Harris at Texas-based VLK Architects Inc. brought in the Arkansas-based concrete polishing experts at the last minute.



In addition to eight locker rooms located in the school's updated athletics facility, ACCI polished an entire hallway with dramatic blue and gray colors. In total, the company polished about 40,000 square feet.

Because some of the locker rooms had 40 years worth of old concrete pours, ACCI first had to do a deep grind to expose the existing aggregate.

When it came time to polish the floors, they started with 80-grit metal diamonds. When they reached the 400-grit level, ACCI dyed the floors using Midnight Black and Patriot Blue colors from AmeriPolish. They then applied Retro Plate 99, a densifier from Retro Plate. They brought the polish up to 1,500 grit and stain protected the floors with Prosoco's Consolideck LS Guard.

Because each coach at the school had control over the look of his or her locker room, the school's logo was installed each time in one of two ways. Some coaches preferred that the logo be dyed directly into the concrete, while others preferred the look of an overlay.

www.acci-us.com

Daniel Island Academy, Charleston, S.C.

Contractor: Avani Concepts Inc.

Although they may not know it, the students at Daniel Island Academy in Charleston, S.C., are using decorative concrete to learn. The school, which focuses on a concept called play-based learning, tries to make everything the students do count as a learning experience — even when they are on the playground.

Chantel Renee, co-owner of Avani Concepts Inc. and parent of two Daniel Island Academy students, was asked to enhance the back play area. Previously it was just a regular concrete area. Now it offers bright colors, function, and learning opportunities.

"It incorporates a lot of different aspects of child development into the project," she says.

One of the area's highlights is a pond area complete with a sandy "beach" and numbered fish. Renee says the students have learned to stay out of the beach area, which visually marks the path taken by a nearby door as it opens. The fish have helped teach the students numbers and personal space. The creatures also give the kids a workout as they jump from fish to fish.

To create the pond area, Renee and Avani co-owner Jerry Hunt stained the area with Engrave-A-Crete's RAC (reactive acid chemical) Stains and Sim Stain from L&M Industries. They added the fish by engraving each one from a stencil and coloring them using Concrete Resurrection Water Reducible Concentrate, also from Engrave-A-Crete.



Photos courtesy of Avani Concepts Inc.



Ultimate Residential and Commercial Flooring Protection!



Rhino

HOME PRO™
A Division of Rhino Linings Corporation

The Ultimate Dealer Opportunity!

The Rhino™ mobile business comes in a turn-key package, bringing you the versatility to coat residential and commercial floors with the ultimate in floor protection. Rhino™ brings you this full line of flooring protection:

- Rhino™ FastFloor™** – Decorative, polyaspartic flooring that has 1-day return-to-service* and excellent chemical resistance.
- Rhino EcoStain™** – Professional, semi-transparent soy-based stain that is environmentally friendly.
- Rhino™ Epoxy** – An economical solution designed to resist a range of chemicals.

The start-up for the Rhino Home Pro™ operations is easy, and the cost is low. We offer you unmatched comprehensive training, on-going technical support and national advertising. **Call Rhino™ today!**

1-800-422-2603
www.rhinohomepro.com

• Garages • Warehouses • Patios • Walkways • and More!

*One day professional installation applies to FastFloor™ products only. Weather conditions may extend installation and cure times. Dealerships are independently owned and operated. ©2010 Rhino Linings Corporation. All rights reserved. CD0310 5674



Rhino Linings



In addition to the pond, an existing concrete pillar was painted with water-based paint. It was designed to look like an aquarium, and the water from the pillar appears to be spilling into the pond area.

Even the students became involved. “The kids helped in many ways, from drawing fish, to help us come up with the one we actually used, to showing us how far they could step or jump,” says Hunt.

Although this was a fairly standard project for Avani, which has offices in New York and South Carolina, Renee and Hunt did face a couple of weather-based challenges.

“The weather was very hot,” says Renee. “It was a challenge for us to work fast enough, as the paints dried really quickly. There was not much room for error.”

And even a summer project isn't safe from inclement weather. Hunt says they were at one point surprised by rain and wind that left them running to borrow tires from the playground to keep a cover from blowing away and exposing freshly stained concrete. “After not being able to sleep that night, we returned the next day to thankfully find a beautiful result and applied the sealer.” 🚗

🌐 www.avaniconcepts.com



SHARE

your knowledge

Call for Presentations

The Concrete Decor Show & Spring Training is looking for innovative and informative presentations on the art and business of decorative concrete. Help the industry grow and be recognized for your expertise by being a presenter!



We are looking for basic and advanced courses for educational seminars and hands-on workshops.

Topics can be drawn from the entire field of decorative concrete but must be nonproprietary. See this issue's Industry News for suggested topics.

For more information, call (877) 935-8906 or visit www.concretedecorshow.com.



Where Decorative Concrete Means Business.

March 15–18, 2011 • Nashville Convention Center • **(877) 935-8906** • www.ConcreteDecorShow.com

SPONSORS





Product Profile



Photo courtesy of Lura Enterprises Inc.

Lightning Strike Roller Screed from Lura Enterprises Inc.

by Sue Marquette Poremba

The Lightning Strike Roller Screed first made its name at the 2007 World of Concrete show, where it won the Most Innovative Product Expert's Choice award in the placement tools and equipment category. The screed was developed by Dennis Lura to offer a simpler way to lay concrete professionally without needing an experienced crew.

A roller screed is a pipe suspended over a wet concrete surface. A motor spins the pipe in the direction opposite to which it is pulled. When dragged across the wet concrete, the roller levels and smooths the surface.

Lura improved on the basic concept. Initially, he built one for his own use, but as other contractors borrowed the prototype and provided suggestions, Lura refined his invention. Today, the tool meets contractor needs in part because it was modified in response to

contractor feedback. It's manufactured and sold by Lura Enterprises Inc.

What makes Lightning Strike different from other roller screeds are its riser wheels, steel wheels with bearings inside them to reduce friction when they roll over uneven surfaces. The wheels elevate the tube 1/8 inch above the surfaces on the edges of a pour.

Also, there's the screed's patented threaded axle, which allows for attachments to be screwed on. One such attachment is wall plugs, which allow the Lightning Strike to operate against a wall. The axle also allows the screed length to be adjusted easily. The most popular Lightning Strike package can deliver 18 different screed lengths.

An adjustable curb runner can hang off a curb and drop down in half-inch increments, a feature that has been a huge hit with contractors. More recently, contractors asked Lura if he could



Photo by John Strieder



Photo by Frank Bernard



Photo courtesy of Lura Enterprises Inc.



Photo courtesy of Lura Enterprises Inc.

develop a wall-walker feature that drops down in quarter-inch increments and can hang off up to a 54-inch wall, but is a little bulkier. He did.

Lura offers an electric-motor version of the Lightning Strike Roller Screed, but he found that contractors prefer the gas-powered motor because it gives them the freedom to work without worrying about cords.

What contractors like best about the Lightning Strike Roller Screed is its ease of use and its ability to save money, especially when compared to truss screeds, Lura says. "Truss screeds have their place, but they are also very heavy and expensive. They also take a long time to clean."

In contrast, the lighter Lightning Strike Roller Screed needs fewer people to operate it. It cleans up in five minutes.

Doug Bannister, decorative concrete expert and owner of The Stamp Store in

Oklahoma City, learned firsthand how even the most inexperienced concrete worker can use the Lightning Strike Roller Screed with ease.

Earlier this year, Bannister was installing a performance pad and conducting an introductory stamping class at the Children's Museum of Phoenix as part of the Concrete Decor Show & Decorative Concrete Spring Training. Dale Lura approached Bannister and asked if he wanted to try the Lura screed. "I was a little apprehensive," says Bannister. "We weren't going to use any forms in this project. We were pretty much placing the concrete on the ground and using the natural concrete as it came out of the wheelbarrow to shape the edges."

Without forms, the screed ran on pieces of wood lying free on the ground, and the smoothed surface mimicked the natural contours of the ground.

The gas-motor-powered roller screed was so light and easy to use that it required only two inexperienced people to operate it. "Dale showed the guy with the throttle where to hold it and to stay put," says Bannister, "and went to the other guy and told him to pull it every once in a while. We dumped the concrete on the ground and the roller went across the top of it and gave me a really flat surface. It was phenomenal. I couldn't believe a mechanical device like that could be so adaptable to the terrain and the conditions."

Bannister was so impressed with the product that he said that using it would be one of the few reasons he would consider returning to contracting.

 www.luraconcretescreed.com

Consolidation Tools

by Chris Mayo

Most decorative concrete contractors know that consolidating concrete is as essential to a quality finished product as mix ratio or proper finishing and curing. Consolidating forces air out of the concrete and encourages aggregate to rotate and fit together tighter, creating stronger concrete. Shake a bucket full of loose gravel and notice how the level of the gravel goes down — that's what consolidation does.

Against forms, proper vibrating (consolidating) pulls paste to the forms and eliminates honeycombing. It also pulls the fines to rebar, creating a tighter and stronger bond.

Concrete is stronger and more durable when the aggregate is evenly distributed and tight. Air pockets weaken concrete, allowing moisture to linger within the finished product, rendering it more vulnerable to the freeze-thaw cycle.

The introduction of self-consolidating concrete in the late 1980s may have raised hopes that vibrating concrete would become a thing of the past. That has not been the case, as the relatively high cost of material used in such concrete continues to hinder its widespread use.

Consolidation tools include various types of hand-held head vibrators, form vibrators, vibrating screeds, and even vibrating tables for use in countertop manufacturing. The rule of “the right tool for the right job” applies as much

with consolidation tools as it does with any other aspect of construction.

Hand-held vibrators

Hand-held or “stinger” vibrators are the most commonly used ones throughout the concrete industry. These are the vibrators with the heads or shafts (either round or rectangular) that are inserted into freshly placed concrete. Round heads are prevalent, though some manufacturers continue to offer rectangular attachments. There seem to be no advantages to round versus rectangular heads — the choice is said to be mainly a function of operator preference. There are some simple rules of thumb for optimum results with a stinger vibrator:

- Vibrating naturally brings moisture to the surface of concrete (particularly flatwork) in circular patterns. Make these circles overlap throughout the pour — this bonds batches and lifts of concrete into a monolithic pour.
- Completely immerse the stinger into the concrete.
- Insert the stinger vertically and quickly, but withdraw slowly.
- When concrete is placed in multiple pours or lifts, insert the stinger about 6 inches into the previous layer, intermingling the lifts.
- Start vibration when the stinger is completely submerged into the concrete.
- Stop vibration when the surface

becomes shiny and there are no more air bubbles surfacing.

Form vibrators

Form vibrating is generally faster than stinger vibration — however, your forms need to be stronger. As a result, form vibrators are the vibrators of choice for some contractors who are reusing forms (within the precast industry, for instance). Some tips for using form vibrators include:

- The vibrator(s) should not be fastened directly to the form. Mounting brackets should be welded onto the form. The vibrator is then attached to the mounting bracket.
- The vibrator should be located where it's potential will be maximized. The supplier should offer specifications.
- Start vibrating when the concrete is a few inches above the location of the vibrator.
- Stop vibration when the concrete has a glossy surface and there are no more air bubbles surfacing.

Vibration tables

Vibration tables are popular in the concrete countertop industry. They offer more uniform control and results, allowing countertop artisans to create consistent products. Frequency (vibrations per minute) is the key to achieving the best results with a table vibrator. Manufacturer's guidelines should be followed and experimentation with test pours is encouraged.

Regardless of the type of vibrator being used, surface imperfections may be caused by either too little or too much vibrating. Undervibrating can result in honeycombing and excessive entrapped air. Overvibrating may cause segregation of aggregate, form damage or deflection, and sand streaks. It's a good idea to perform a small test pour to determine the optimum vibration time and frequency.

Hand-Held Vibrators

Allen Engineering Corp. — Power Vibe and Power Vibe Pro

The Allen Power Vibe and Power Vibe Pro, from Allen Engineering Corp., are hand-held concrete vibrators powered by four-cycle 35cc gasoline motors. They feature flexible shaft lengths and a variety of head sizes. These lightweight vibrators are user-friendly for work on slabs, stem walls and foundations. The low-friction vibrator heads allow extended run time outside of concrete without burning up.

☎ (800) 643-0095

🌐 www.alleneng.com

Northrock Industries Inc. — Pro Series

Offered by Northrock Industries Inc., the Northrock Pro Series of electric vibrators includes three models ranging from the Pro 1.5,



for small jobs requiring a 1 1/2-inch head or less, to the Pro 2+, which can power up to a 2 1/2-inch head, and the Pro 3 for the most demanding applications.

Northrock's electric motors are protected by high-strength cast aluminum housing. The shock-absorbing frame protects the housing and acts as a carrying handle.

The vibrator heads are factory-sealed, require no maintenance and have lifetime warranties. Optional soft tips and coated heads are also available.

☎ (800) 989-8423

🌐 www.northrockindustries.com

Stone Construction Equipment Inc. — Vibrators

Stone Construction Equipment Inc. offers a full line of concrete vibrators. Its electric and gas-powered vibrators come with a wide range of interchangeable flex-shafts and heads ranging in diameter from 3/4 inch to 2 1/2 inches, including a 1 7/8-inch rubber head for epoxy-coated rebar applications. Stone concrete vibrators feature a unique mold-injected nylon quick-disconnect system to allow quick and easy flex-shaft changes.

The American-made Stone concrete vibrator line is backed by a 90-day warranty. Plus, it delivers quality in a super-tough design encased in a chrome-plated tubular steel frame. Oversized rubber mounts absorb vibration to reduce operator fatigue. Lightweight for easy operation, the electric motors also feature a viewing port for quick inspection of brushes.

☎ (800) 888-9926

🌐 www.stone-equip.com

Wacker Neuson Corp. — Vibrator

Wacker Neuson's versatile high-frequency vibrator can be adapted to every type of application. Heads and shafts can be easily combined and rapidly exchanged to match the right equipment to the job. Unique hybrid heads promise optimum concrete consolidation and movement.

- Quick and easy flex shaft replacement with quick disconnect coupling.
- Grounded motor for improved safety.
- Dual air filters extend motor life and allow for easier maintenance.
- Suited for on-site vibration of concrete for foundations, walls columns and slab work, as well as for in-plant vibration.

☎ (262) 257-4131

🌐 www.wackergroup.com






INNOTECH™
DECORATIVE CONCRETE PRODUCTS
Innovative Technology for Decorative Concrete Products

Premium Decorative Concrete Products Offered by Innotech Include:

- Integral Colors
- Color Hardener
- Release Powder
- Liquid Release
- Chemical Stain
- Liquid Dye Concentrate
- Micro-Topping EXT
- Concrete Polishing Products
- Curing Compounds
- A Full Range of Protective Sealers:
 - Water-Based Sealers
 - Solvent-Based Sealers
 - High-Performance Sealers
- Maintenance Products
- Micro-Topping
- Stampable Overlay
- Revitalize Solid Concrete Stain
- Concrete Imprinting Tools



*Look for our logo
or ask your local
distributor for quality
decorative concrete
products by INNOTECH*

WWW.INNOTECHDCP.COM
877-829-7880

INNOTECH Decorative Concrete Products is a registered trademark of ChromaSystems LLC, a wholly owned part of the ChromaScape family of companies. For more information, go to www.chromascape.com

 Tools

Form Vibrators

Vibco — US-900

Vibco offers a wide range of electric, pneumatic and hydraulic vibrators. The US-900 electric form vibrator is one of their hardest-working and most popular. Featuring 900 pounds of force and a maximum 10,000 vibrations per minute, the US-900 is good for either precast or pour-in-place applications.

Contractors who have used the US-900 in concrete wall applications reportedly say they have achieved a smoother finish with no air bubbles, significantly fewer labor hours spent on hand-finishing, and an increased rate of production.

☎ (800) 633-0032

🌐 www.vibco.com



Wacker Neuson Corp. — AR3, AR5 and AR7

Wacker Neuson offers a range of external vibrators (the AR3, AR5, and AR7), each of which provides maximum performance under extreme conditions with continuous operation. The vibration-proof and heat-resistant coils in the electric motors as well as the special heavy-duty bearings provide for durability and reduced maintenance.

- Three different fastening systems are offered: on a base plate with a taper pin, with a quick-connect clamp device (for model size 5) or with a flanged attachment (different bore patterns available).
- Units feature Class H insulation for reliable continuous operation.
- All models are available in special versions for all international standard frequencies and voltages.

☎ (262) 257-4131

🌐 www.wackergroup.com




Table Vibrators

The Concrete Countertop Institute — Vibrating-Table Plans

The Concrete Countertop Institute recently began selling vibrating-table plans for countertop manufacturers who use the wet-cast method

of making precast concrete countertops. Their plans allow countertop artisans to:



- Learn about the best and most cost-effective vibrators for a concrete countertop casting table.
- Learn exactly where to place the vibrators for even and optimum vibration.
- Use detailed, step-by-step instructions for building the table and mounting the vibrators properly.
- Take the guesswork and mistakes out of constructing a vibrating casting table.

☎ (888) 386-7711

🌐 www.concretecountertopinstitute.com

Vibco — Vibrators and Accessories

Vibco supplies a variety of vibration options to the concrete countertop artisan: UMC-1, -2, or -3 adapter brackets that make it possible to attach external vibrators to a table, the model PJT-100 portable vibratory table, and the Vibra-Beam, which mounts to a sawhorse and is a low-cost alternative to a standard vibration table. Each enable the contractor to control the speed and vibration needed, and each plugs into a standard outlet or generator.



☎ (800) 633-0032

🌐 www.vibco.com

Wet Screeds

Allen Engineering Corp. — E-Screed by Magic Scream

Allen Engineering Corp. has expanded its wet screed equipment line with the introduction of the E-Screed by Magic Scream. The E-Screed is a precision-engineered lightweight wet screed for single operator strike-off of concrete. This high-frequency screed produces uniform vibration distribution over the entire blade length.

The E-Screed utilizes an environmentally friendly lithium iron phosphate 36-volt battery. The battery can be charged at any time and is maintenance-free.

The E-Screed can be used with existing Magic Scream blades. Allen Engineering is the exclusive distributor of Magic Scream products in the United States. 📞

☎ (800) 643-0095

🌐 www.alleneng.com



LIGHTNING STRIKE

Roller Screed System







FAST AND POWERFUL

- Works at an angle • Works uphill • Extends to any length
- Gas or electric power options • Quick and easy clean-up

"I would never want to do another pour without the Lightning Strike."

—Heidi Konop, Shadows Construction, Sioux Falls, SD



Call today to find out more!

701.281.8989

www.LuraConcreteScreed.com



Product News



New shotblasters from Blastrac

Blastrac has introduced a new line of Global Shot Blasters.

The new machines — the 1-8DPS30, 1-10DS Global, 1-15DS Global, and 2-20DT Global — are self-propelled walk-behind units that are easily maneuverable in forward and reverse. With production rates from 450 square feet per hour to 4,850 square feet per hour, these Global machines operate virtually dust-free when connected to matching Blastrac dust collectors. These machines prep surfaces in a one-step process, resulting in reduced pollutants and noise at the job site.

Consistent blast patterns and improved productivity are partially attained through AC inverter drive motors and integrated brakes. This means the blast travel speed is easily maintained up or down grades and on flat surfaces. All units also feature easily accessible controls with drive and speed adjustments on the steering handles for fingertip control and smooth operation. The 1-10DS and 1-15DS Global machines feature dual-voltage motors

with autosensing technology for “plug-and-blast” operation.

For easier transporting, both the larger 1-15DS and 2-20DT Global machines have quick-lift rear caster assemblies.

☎ (800) 256-3440

🌐 www.blastrac.com

New stamp from Butterfield



Butterfield Color Inc. has introduced a multitiered Cobble Circle pattern, which was crafted using the same hand-picked cobblestones used in making the Mayan Cobblestone pattern. The three-tiered pattern can be used for a variety of effects, from medallions to circular borders.

This detailed variable-size Cobble

Circle set was designed to minimize surface cracking and blowouts along grout lines.

☎ (800) 282-3388

🌐 www.butterfieldcolor.com

Black and white added to ColorHard line

Prosoco has added two new colors to its Consolideck ColorHard line: black and white.

Consolideck ColorHard is a premeasured color concentrate specially formulated to mix with Consolideck LS to produce a ready-to-use color hardener that tints, hardens and densifies horizontal concrete in one step. Both new colors are translucent.

When combined with Consolideck LS, ColorHard decorates, dustproofs and improves the abrasion resistance of concrete floors and exterior pavements.

According to the Portland Cement Association, some studies of retail properties have shown that better-lit interiors, such as those with white floors, are more inviting and lead to improved sales. Prosoco claims that black can increase the level of elegance in high-end retail and residential work.

🌐 www.prosoco.com

Ball releases bag mix, sprayer for GFRc projects

Ball Consulting Ltd. has announced two new products for GFRc contractors — an entry-level GFRc sprayer and a line of bag mixes for GFRc countertops.

Ball Consulting makes the Fast Stone C family of bagged mixes for the GFRc countertop industry. Fast Stone C formulas are available in white or gray and incorporate state-of-the-art GFRc mix designs, using type I portland cement, a white pozzolan and a CSA cement that has been tested for durability. The strength development of GFRc using the mix takes days out of curing and post-fabrication times. Fast Stone C blends come in 50-pound bags.

Also, Ball is the exclusive distributor for the RimSpray GFRc Mini, an entry-level sprayer manufactured for Ball by FRP Equipment. The machine sprays GFRc and aggregate face mixes as well as a GFRc premix containing 3 percent by weight of 19 mm AR glass fiber. The Mini has a small footprint plus all the production features of larger systems.

Features include a pump design that offers quick and easy disassembly for changing the hose, a forward/reverse switch, and a connection for internal water flushing of the nozzle to prevent blockages. The RimSpray GFRc Mini requires plant air. Three electrical configurations are available.

As exclusive distributor, Ball does all sales, marketing, installation and training for the RimSpray.

☎ (800) 225-2673

🌐 www.ball-consulting-ltd.com

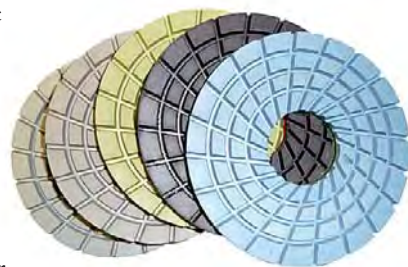


New set of Applied polishing pads

Applied Diamond Tools has introduced the 5-inch five-step Con-Shine Dry Diamond Polishing Pads.

The Con-Shine pads were specifically engineered for polishing concrete floors and concrete countertops. The pads are available individually or in the five-step set. Each pad features a durable rigid resin bond and measures 5 inches in diameter with 5 mm diamond thickness.

🌐 www.toolocity.com



Bayer offers UV resins

Bayer MaterialScience LLC's family of Bayhydrol UV (ultraviolet cure) resins offers formulators and contractors ecofriendly concrete coatings with a faster return to service. Bayer's portfolio of Bayhydrol UV resins for interior and exterior concrete applications includes Bayhydrol UV 2317, Bayhydrol UV XP 2280 and Bayhydrol UV XP 2690.

Contractors can use a variety of methods for UV curing. Formulations for outdoor applications can be cured by natural sunlight. Or, coatings can be applied and cured on-site with portable UV lamps in less than four hours, which is a significant productivity improvement over alternative coatings. Another key advantage is that multiple coats can be

CONCRETE TEXTURING TOOL & SUPPLY

PIGMENTS • DYES • HARDENERS • SEALERS

TEXTURE MAT RENTALS
45 UNDERWOOD RD.
THROOP, PA 18512

888-824-2383
FAX 888-824-2353

WWW.CONCRETE-TEXTURING.COM

**MASSIVE
INVENTORY OF
DECORATIVE
CONCRETE
SUPPLIES**

**WE SHIP
ANYWHERE**

ORDERS PLACED BY 2:30PM EST SHIP THE SAME DAY ON IN-STOCK ITEMS

**WIDE RANGE
OF TRAINING
WORKSHOPS**

**CUSTOM
BLENDED &
PACKAGED
PIGMENTS**

Good People—Fair Prices—Excellent Service



applied, dried, then cured at once.

These operator-friendly, high-molecular-weight UV resins feature a number of other beneficial properties as well. They are odorless, cosolvent-free, light-stable for resistance to weathering, abrasion-resistant and chemical-resistant, and have good adhesion to the concrete substrate. Coatings formulated with these resins can be applied by spray, roll or squeegee. Typical applications include large warehouses, restaurants and amusement parks.

☎ (412) 777-3983

🌐 www.bayermaterialsciencenafta.com

New line of machines from Superabrasive

Superabrasive Inc. has introduced the new Lavina Pro Surface Preparation System, featuring a new line of professional floor machines, the Lavina Pro Series.

The new Lavina Pro Series machines feature multiple upgrades, ranging from more powerful motors to improved driving systems.

Lavina 16 and 20 Pro are suitable for residential and small commercial projects, while Lavina 25N and 32 Pro are for large residential and commercial projects. Lavina 32 Pro is a six-head grinding and polishing machine, and it can complete as much as 2,500 square feet per day.

Superabrasive has also released the latest addition to the Lavina family of machines — Lavina 7 Pro, a brand new corner edger. The Lavina Pro system includes everything you need for your concrete grinding and polishing project — floor machines, vacuum systems, diamond tooling, chemicals and dyes.

☎ (800) 987-8403

🌐 www.superabrasive.us

New angle-grinder kits from Metabo

Metabo Corp. is now offering an Angle Grinder Surface Prep Kit in both 5 inches and 7 inches.

The 5-inch system includes a Metabo WE14-125 Plus variable-speed small angle grinder and a dust control shroud that protects users from harmful dust generated during surface grinding applications. The 7-inch system includes a Metabo W23-230 large angle grinder and a dust control shroud. Both can be used with an optional vacuum, such as the Metabo ASR 2050. The Surface Prep Kit helps protect users from silica dust exposure in accordance with Occupational Safety and Health Administration (OSHA) regulations.

Both shrouds are made from virgin polyurethane and open with ease, allowing operators to work into corners. Molded vacuum ports in the shroud allow vacuum connections for 2 1/4 inches internally and 2 1/2 inches externally. A punched relief hole prevents vacuum lock.

The 5-inch kit has a 12.2-amp motor, 1,400 watts of



power, 29.2 inch-pounds of torque and a variable, no-load speed of 7,000 rpm to 10,500 rpm. The 7-inch kit features a 15-amp motor, 2,300 watts of power, 150 inch-pounds of torque and a no-load speed of 6,600 rpm.

The optional ASR 2050 quiet-operation vacuum that can be used in conjunction with the Surface Prep Kit ensures added safety and protection. The heavy-duty vacuum has a soft start and comes complete with easily changed pleated polyester filter cassettes, automatic filter cleaning, extra-large rear wheels and industrial front swivel casters.

☎ (800) 638-2264

🌐 www.metabousa.com

New blades from Hilti

Specifically designed to match the new Hilti DSH gas saws, Hilti Equidist diamond blades offer exceptional cutting speeds and long life, giving the user high productivity in most general-purpose applications.

Engineered with high-quality industrial grade diamonds and quality-controlled bonded matrixes, Equidist diamond blades provide superior cutting performance. Equidist arranged diamond technology optimizes cutting in the most demanding applications. These blades excel with a variety of base materials, including cured concrete, reinforced concrete, natural stone, hard brick and concrete block.

Air cooling vents reduce blade wobble during operation, enhancing user comfort and contributing to longer blade life.

☎ (800) 879-8000

🌐 www.us.hilti.com



Textured field-tintable silicone

Pecora's 890FTS Field Tintable Silicone is now available in a textured version, 890FTS-TXTR, providing a grout-like finish and joint movement of plus or minus 50 percent.

Like its predecessor, 890FTS-TXTR offers flexibility unprecedented in silicone sealants, demonstrated in a unique three-part process the user goes through when assessing which sealant to use for a project. First, select a smooth or textured appearance. Second, select a color out of 51 color options. Lastly, mix what is needed.

"Masonry and restoration contractors are excited to now have the ability to custom-match the surrounding mortar or substrates in both color and texture while retaining the performance characteristics of a low-modulus silicone sealant," says Shaun Wentworth, Pecora sales representative for the New England region, in a news release. "The feedback I'm getting is that while there are clearly a variety of sealants in the marketplace, 890FTS-TXTR is the only sealant that actually looks like mortar."

🌐 www.pecora.com

Edger attachment released

Braxton-Bragg LLC has announced the arrival of the Eagle Edger Jr. attachment for the Blue Ripper Jr. rail saw. This tool gives any owner of a Blue Ripper Jr. manufactured after January 2009 the opportunity to have a mini-linear edge machine.

Indicator marks are scribed at both 45 degrees and 0 degrees, but the unit is capable of being positioned at any angle between 46 degrees forward and 46 degrees back. The operator will be able to cut a perfect beveled edge or even a bevel-miter lamination edge. With the included 90 degrees extension and snail lock adapter, fabricators can grind and polish a virtually flawless edge at 90 degrees for an amazing flat profile. The extension is also capable of going up to 91 degrees for those who prefer to polish their seams. A snail-lock adapter is included, which can be used with the spindle to polish a 45-degree or 30-degree bevel. Standard 7/8-inch bore router bits can be mounted to the spindle to grind perfect straight profiles without the need for a bearing. You can also tilt the router bit to get edge profiles that no router can even approximate.

☎ (800) 575-4401

🌐 www.braxton-bragg.com

Jet-Kleen blow-off gun aids cleanup

The Jet-Kleen Personal Safety Blow-Off System from Specialized Safety Products is a safe and effective alternative to compressed air for a variety of cleaning applications, including dust, debris and moisture removal from both workers and equipment.

Lightweight, portable, quieter and with lower energy costs than compressed air, the Jet-Kleen system is easy to use and excels where employee safety is concerned. Since it is a blower-driven system, the Jet-Kleen avoids the risk of oil, moisture or other contaminants that can result from using compressed air. And it eliminates the potential for serious injury that can result from improperly using compressed air. The Jet-Kleen, with air pressure of less than 3 psi, can be aimed directly at the skin without risking injury.

The Jet-Kleen is available as a wall-mounted unit and a portable floor model that is light enough to be transported into tight spots. The Jet-Kleen's sound-absorbing foam on all internal surfaces keeps noise levels low, and the unit features an easy-to-hold nozzle at the end of a flexible hose. Options include foot pedal operation, motor speed controller and filter assembly.

☎ (773) 777-7100

🌐 www.specializedsafetyproducts.com



New forward-cutting saw from Arbortech

Arbortech's new AS170 brick and mortar saw features a unique orbital cutting motion with two forward-facing blades that combine to perform both a hammering and a cutting action. This gives the user clear visibility and the ability to accurately cut square and deep.

Weighing 9 1/2 pounds, the AS170 saw has a cutting depth of 4 3/4 inches and a cutting width of 1/4 inch. The saw features a powerful, 13-amp motor constructed with a dust-resistant, heavy-duty design to ensure long motor life. The AS170 generates very little dust. The unique design of the saw prevents kickback and makes it easy to control.

The AS170 saw is available with four different blades, including a general-purpose blade, a plunge blade, a tuck-pointing blade and a switch-box blade. The blades feature sharpenable tungsten carbide teeth for longevity. The saw comes with a heavy-duty tool bag, a vacuum attachment and a blade-sharpening disk.

🌐 www.AS170.com

LEED Credit Calculator from W.R. Meadows

W.R. Meadows Inc. has released its LEED Credit Calculator, an online feature designed to determine how W.R. Meadows products can contribute to LEED-certified construction.

After the user looks up the pertinent W.R. Meadows product at the company's online LEED module and enters project information, including ZIP code, the LEED Credit Calculator will provide all supporting documentation necessary to confirm LEED credit compliance. A PDF is created that states the products' percentage of recycled material, whether the product was manufactured within 500 miles of the project location, and if the product meets VOC regulations.

☎ (847) 214-2100

🌐 www.wrmeadows.com/leed.html

Integrated software suite for contractors

Dynamic Systems Inc. has announced the release of CheckMate Contractors' Suite, a low-cost software suite for contractors.

The CheckMate Contractors' Suite integrates tool tracking, stockroom inventory, and time and attendance. This new release allows the applications to share the inventory database and employee identification codes, making it possible to track important tools and documents without time-consuming data entry.

Bar codes can be printed on work orders, drawings, badges and labels for tools and inventory. Bar code scanners scan bar codes during transactions to record a tool's movement or use of the document, tool or other item. This information is transmitted to the job foreman, accounting or purchasing department.

🌐 www.abarcode.com




Stone receives Canadian patent

Stone Construction Equipment Inc. has received a patent from the Canadian Patent Authority for the removable seal and bearing housing on the Stone Champion line of mortar mixers. The housing attaches with three bolts and contains Stone's patented quadruple seal and bearing configuration. The removable housing makes servicing much easier and quicker, reducing downtime and maximizing uptime.

The removable housing is standard on all sizes of steel and poly-drum Stone mortar mixers from 4 cubic feet to 16 cubic feet, and it is included on the HM1290 Hydraulic Mixer, the full line of silo mixers, and the full line of Buddy by Stone Mixers. The removable housing has already received a United States patent.

www.stone-equip.com



The OPTIMAX 365 utilizes LED technology to produce a nominal steady-state UV-A intensity of 18,000 microwatts per centimeter squared at a distance of 15 inches. Powered by a rechargeable NiMH battery, it provides 90 minutes of continuous use between charges. The LED lifetime is 30,000 hours.

The OPTIMAX 365 is extremely lightweight and compact, weighing just 11.8 ounces. It's ergonomically designed and has a corrosion-resistant anodized lamp body. Just the push of a button turns the lamp on instantly at full power.

The flashlight comes with UV-absorbing spectacles, a belt holster and smart AC and DC battery chargers. The AC charger is available in 120-volt, 230-volt, 240-volt or 100-volt versions.

(800) 274-8888

www.spectroline.com

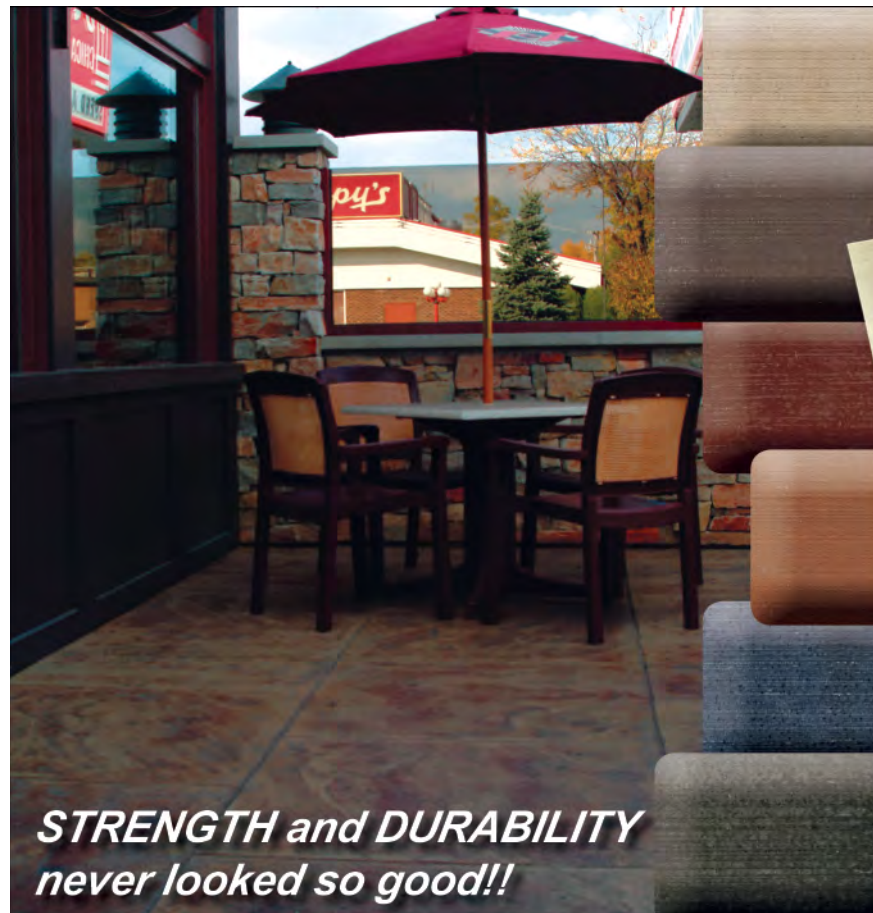


New flashlight for testing from Spectronics

Spectronics Corp. has unveiled the Spectroline Optimax 365 — a cordless, rechargeable true UV-A LED flashlight that is ideal for nondestructive testing applications such as MPI, FPI and general fluorescent inspection.

W.R. Meadows introduces precision grout

W.R. Meadows Inc.'s 1428 HP is a hydraulic-cement-based, precision, nonshrink, load-bearing grout that has an extended working time of up to 30 minutes under fluid conditions. It is designed to transfer load effectively and safely, ensuring long service time of the grouted item.



STRENGTH and DURABILITY
never looked so good!!

**PERMA-CAST® SHAKE-ON
COLOR HARDENER**

*Streak Free uniform colors
Freeze-thaw Stable
Fade Resistant
User Friendly
Precise Coloring*

Engineered Concrete Performance
BUTTERFIELD
COLOR
Decorative Concrete Products

1-800-282-3388 | www.butterfieldcolor.com

The precision grout is noncorrosive, nonmetallic and mineral-based, developed to have high initial and ultimate flexural and compressive strengths. It can be mixed quickly, as needed, on the job site. 1428 HP offers exceptional workability and is easily placed by pouring or pumping. The product is designed to give nonshrink performance under various conditions for both interior and exterior applications. It can also be used for anchoring guardrails, signposts, bridge seats, anchor bolts, guide wires and dowels.

☎ (847) 214-2100

🌐 www.wrmeadows.com



Hilti breaker makes an impact

Hilti has released the Hilti TE 1500-AVR Breaker, which combines tremendous impact energy with the lowest vibration in its class for exceptional demolition productivity. Ideal for everything from concrete foundation removal to digging in clay to penetrations for pipes and electrical boxes, it also offers extended durability.

With 22 foot-pounds of impact energy generated by a 1,800-watt motor, the TE 1500-AVR delivers up to 1,950 blows per minute to efficiently break up floors, slabs or foundations. The TE 1500-AVR offers a best-in-class weight-to-power ratio, along with Hilti's subchassis active vibration reduction system.

An active cooling system reduces wear and tear on the motor, electronics and hammering mechanism. Three-chamber sealing keeps dust out of the tool for longer life with fewer breakdowns. Plus, the TE 1500-AVR features a brushless SR motor that eliminates the need to replace carbon brushes — allowing longer intervals between service and twice the expected tool life.

☎ (800) 879-8000

🌐 www.us.hilti.com



Two hand-held gas saws from Hilti



The new Hilti DSH 700 and DSH 900 hand-held gas saws perform well on a variety of construction materials, including wet/dry concrete and asphalt for small repair projects, expansion joints and curbs, as well as brick and concrete block for small floor or wall

openings. These saws also excel in cutting metal deck, rebar and other metals.

The DSH 700 and 900 are built to enhance the operator's experience. Isolated handles with metal springs minimize vibrations and maximize saw control. With a simple counterclockwise starting procedure and a primer bulb for fewer pulls, starting the Hilti DSH 700 and 900 hand-held gas saws is easier than ever. The saws come standard with a cyclone filtration system (no prefilter) and simple rope replacement.

☎ (800) 879-8000

🌐 www.us.hilti.com

Box levels from DeWalt

DeWalt has launched a new line of box levels that have been designed to provide unparalleled strength and durability.

Empire Level, an industry leader in developing levels and measuring tools, has licensed, designed and manufactured the new levels.

The levels, which feature a revolutionary X-Brace and patent-pending QuadBox Chassis, are reinforced at the center for increased strength and durability. The large vial housings, which are protected by Lexan bulletproof lenses and Xenoy plastic, offer a significantly greater viewing range. The box levels are available in 24-inch, 48-inch and 72-inch sizes.

🌐 www.dewalt.com

Waste crusher from Multiquip

Multiquip is promoting its EZ Grout Hog Crusher, a job-site material recycler.

Multiquip's Hog Crusher is capable of pulverizing recyclable material in minutes, eliminating the need to have debris removed from construction job sites. The product is capable of recycling materials such as brick, block, stone, rock, asphalt and nonreinforced concrete. The Hog Crusher can reduce material down to 2 inches or smaller and can discharge up to 10 tons per hour.

Featuring built-in forklift pockets, the Hog Crusher has a 1/2-yard capacity, a 24-inch crushing rotor and heavy steel plate construction. The machine uses replaceable carbide bits and a hardened breaker, as well as cleaner and cheek plates for easy on-site maintenance. 🛠️

🌐 www.multiquip.com

American Concrete Institute New officers announced

The American Concrete Institute introduced its new president, vice president, and four board members during the ACI Spring 2010 Convention in Chicago, Ill.

New ACI president Richard Stehly officially assumed his one-year term, and new ACI vice president James Wight began his two-year term, while four new board members began their three-year terms.

Stehly is the principal of American Engineering Testing Inc., based in Minneapolis. A member of ACI since 1980, Stehly is a licensed civil engineer in Minnesota and Wisconsin. He has been a member of numerous ACI technical committees and is the current chair of the Board Advisory Committee on Sustainable Development and the Strategic Planning Task Group. He is also an officer of the ACI Foundation and Creative Association Management, ACI's for-profit subsidiary. He has also been extensively involved in fly ash applications. He holds a patent on a process to convert alum waste into a pozzolan.

New vice president James K. Wight is the F.E. Richart Jr. Collegiate Professor of Civil Engineering at the University of Michigan. A professor in the structural engineering area of the civil and environmental engineering department since September 1973, he teaches undergraduate and graduate classes on structural analysis and design of reinforced concrete structures.

Joining the ACI's Board of Direction


are David Lange, professor of civil and environmental engineering at University of Illinois at Urbana-Champaign, and David H. Sanders, professor of civil and environmental engineering at the University of Nevada. Also new to the board are Denis Mitchell, James McGill professor in the Department of Civil Engineering and Applied Mechanics at McGill University, and Jack Moehle, professor of civil and environmental engineering at University of California, Berkeley.

 www.concrete.org

New publications from ACI

The American Concrete Institute has released seven new publications.

The new publication titles are: Report on High-Strength Concrete (363R-10); Design Guide for Tilt-Up Concrete Planes (551.2R-10); Fiber-Reinforced Concrete in Practice CD-ROM (SP-268CD); Concrete: The Sustainable Material Choice CD-ROM (SP-269CD); Report on Pervious Concrete (522R-10); Report on the Physical Properties and Durability of Fiber-Reinforced Concrete (544.5R-10); and Report on Early-Age Cracking: Causes, Measurement and Mitigation (231R-10).

 (248) 848-3800

 www.concrete.org

Concrete practice manual released

The American Concrete Institute has released the 2010 edition of the Manual of Concrete Practice.

Containing more than 190 documents, the MCP is the most

comprehensive source of concrete practice information available in one set of books. Created as a must-have for concrete professionals in any facet of the industry, the MCP contains all ACI documents needed to answer any question about code requirements, specifications, tolerances, concrete proportions, construction methods, evaluation of test results, and many more topics. The MCP also includes the 2008 version of ACI 318-08, Building Code Requirements for Structural Concrete and Commentary.

The MCP is available in hard-copy, CD-ROM and online versions.

☎ (248) 848-3800

🌐 www.concrete.org

Submissions sought for fall convention

The American Concrete Institute is seeking submissions for sessions taking place during its Fall 2010 Convention in Pittsburgh, Pa., Oct. 24-28.

ACI Committee 124, Concrete Aesthetics, and the ACI Pittsburgh Area Chapter seek submissions of notable concrete in the Pittsburgh area. ACI Committee 123, Research and Current Developments, seeks papers for the technical sessions "Research in Progress" and "Open Paper Session."

🌐 www.CallforPapers.concrete.org

American Shotcrete Association Award recipients announced

The American Shotcrete Association has announced the recipients of the Fifth Annual Outstanding Shotcrete Project Awards.

Awards categories and recipients include:

The Outstanding Architectural Project

Project Name: Surrey 2010 Olympic Games Preparation Center

Project Location: Surrey, B.C.

Shotcrete Contractor: Conshot Systems Inc.

General Contractor: Septra Projects Ltd. and Turnbull Construction Services Ltd.

Architect/Engineer: CEI Architecture Planning Interiors

Material Supplier/Manufacturers: RMC Ready Mix Ltd.

Project Owner: City of Surrey

The Outstanding International Project

Project Name: Cemex Bayano Plant No. 2 Line Expansion

Project Location: Bayano, Panama

Shotcrete Contractor: Domtec International LLC

General Contractor: Cemex S.A.

Architect/Engineer: ZZ Consulting P.A.

Material Supplier/Manufacturers: Cemex Bayano Plant and The Farley Group

Project Owner: Cemex S.A.

The Outstanding Pool & Recreational Project

Project Name: Scheiner Watershape — Hudson River Valley

Project Location: Cold Springs, N.Y.

Shotcrete Contractor: Shur Shot Guniting Corp.

General Contractor: Group Works LLC

Architect/Engineer: Group Works LLC

Material Supplier/Manufacturers: Shur Shot Guniting Corp.

Project Owner: Marcia and Richard Scheiner

Also, Sponsor Awards were given to organizations that supported the awards and related activities.

🌐 www.shotcrete.org

American Society of Concrete Contractors

OK calcium chloride uses described

The American Society of Concrete Contractors has published Position Statement No. 31, "Acceptable Use of Calcium Chloride in Concrete."

The paper states that, while many specifications prohibit its use, the use of calcium chloride as an accelerating admixture can be acceptable, economical and beneficial to owners under certain conditions. It can be particularly useful when placing flatwork in cold weather.

The calcium chloride document is the latest in a series of papers on key issues of interest to cast-in-place concrete contractors, architects and engineers. 📄

☎ (866) 788-2722

🌐 www.ascconline.org

CLEARLY Superior

Now more than EVER!



- ✓ 10 Times Faster
- ✓ Lowest Cost per Test
- ✓ Simplest to Use
- ✓ Easiest to Comply with ASTM F2170
- ✓ Most Reliable Results

U.S. Patent 7,231,815. Patents Pending



RapidRH.com
1.800.634.9961

RAPIDRH 40
*Fast, Accurate Moisture Test for Concrete Floors

Concrete Quarters



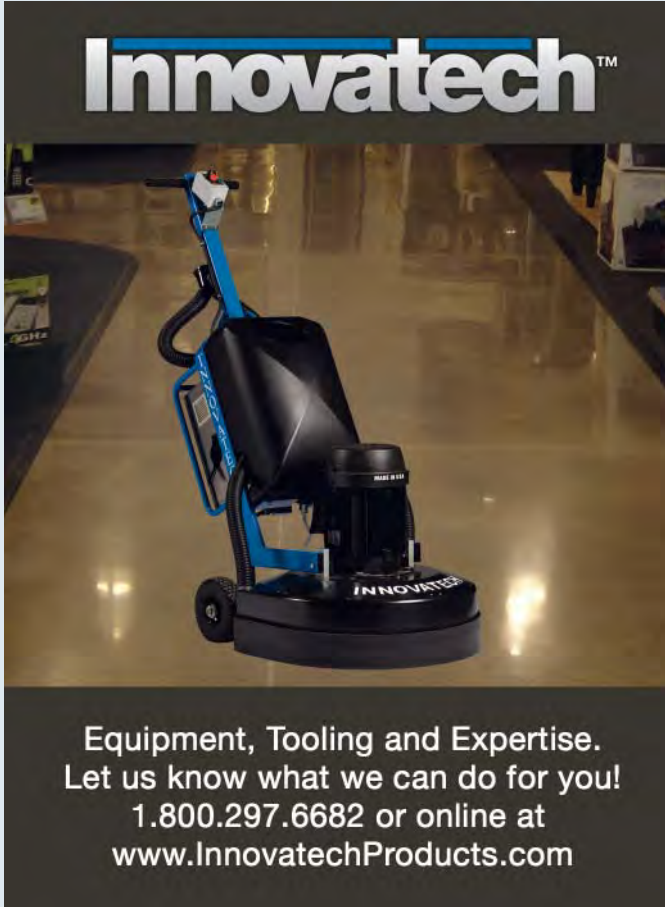
SKIMSTONE

Create the old world look of Venetian plaster with SkimStone decorative concrete floor coating.

- Cementitious decorative coating
- Strong & Durable
- Green - VOC Compliant Everywhere
- Dependable Color with Unlimited Color Possibilities
- Economical & Easy to Use

Dealer Opportunities!


Visit us at www.SkimStone.com
SkimStone class schedules and dealer inquiries 800.444.7833



Innovatech™

Equipment, Tooling and Expertise.
Let us know what we can do for you!
1.800.297.6682 or online at
www.InnovatechProducts.com

STAIN AND SEAL FLOORS IN ONE DAY



Check out our web site for a complete selection of 519 Color Stains along with revolutionary sealer options that allow you to stain and seal your floor project in only 24 hours.

It'll change the way you do floors.

519

SURFACE *Sealers and Specialty Coatings, Colorants, Training, Cleaners and Mixes*

800.475.1975
www.surface519.com

Take your concrete from **GRAY TO GREAT!**

Create high-performance concrete floors in an infinite variety of colors and effects with Consolideck GemTone Stains and Consolideck ColorHard for polished and unpolished concrete floors.

NEW!

CONSOLIDECK®
HIGH PERFORMANCE CONCRETE

Flooring products that make concrete floors harder, denser, shinier, more colorful and less costly to install and maintain.
Newly installed • Existing

NSF  

www.consolideck.com **PROSOCO** SINCE 1939
www.prosoco.com 800-255-4255

NSF REGISTERED
Consolideck® LS®
Consolideck® LS/CS®

SCS Gold certified products:
Consolideck® LS®
Consolideck® LS/CS®
Consolideck® LS/Guard®

Water Is FREE... Why Pay For It?

HALF-PRICE POLYMER

HIGH PERFORMANCE
CONCENTRATED POLYMER

POLY 600

1 DRUM (\$1049) = 55 GALLONS
(\$95.36 / 5 GALLON BUCKET)



Poly 600 also available as a TOTE



1 TOTE =
275 GALLONS
= 5 DRUMS

NEW!

POLY 686

DRY POLYMER

5 Gallons
\$99.00
+Shipping

Buy Direct from the Manufacturer!



**PERFORMANCE
POLYMERS**

TO ORDER CALL: (800) 983-6993

www.ConcreteOverlayPolymer.com



Visit our website for our complete range
of designs, products and techniques

www.modello designs.com

*Our Modello® Masking Patterns make
decorative concrete techniques easy!*

- ETCHING
- STAINING
- EMBOSSING
- STENCILING
- SANDBLASTING
- INLAID EFFECTS



800.663.3860

Now Distributing & Teaching Aurastone™

Decorative concrete doesn't have to be complicated.

Accent pieces.

UNMATCHED VARIETY OF FIELD PATTERNS,
HEADERS, BORDERS, CIRCLES AND DIAMONDS

FIELD PATTERNS AVAILABLE IN
1000, 500 & 250 SQ.FT. ROLLS

CUSTOM-CUT DESIGNS & LOGOS

MADE FROM POLY-COATED
PREMIUM HEAVY PAPER



Your Stencil Source
decrete.com 866-332-7383

MANUFACTURER OF STENCILS FOR CAST-IN-PLACE, VERTICAL & COATINGS MADE IN THE U.S.A.

DUST COLLECTION PRODUCTS FOR THE DECORATIVE CONCRETE TRADES

Introducing the World's Most Efficient Universal Dust Muzzle™

New! The Dust Muzzle Ultra \$29.50 New!



The Dust Muzzle Ultra \$29.50

Two Sizes Fit All 4"-9" Grinders
Made of Rugged Polypropylene
Flexible to -20 degrees
Installs in minutes
Flexible • Lightweight • Transparent
Wet-or-Dry Grinding & Polishing

The Saw Muzzle \$59.95
For Worm Drive Circular Saws



We have complete dustless systems with HEPA vacuums
Grinding • Cutting • Crack Chasing • Sawing

**DUST
COLLECTION**
PRODUCTS by Shane Avey, Europe

The Leader in Dust Collection Since 1991
Dust Collection Products
San Diego, CA 92107
sales@dustmuzzle.com www.dustmuzzle.com
877-223-2154 • 619 223-9690 (fax)

Concrete Quarters

- With excellent UV Stability, this product is perfect for exterior and interior use
- Mixes with a variety of carrying agents, including water, lacquer thinner, and acetone
- Coverage rates of 500-700 square feet per gallon make this product very cost-effective
- Mix with solvent and use GG Ultra Seal to stain and seal 1000 square feet per hour

Also try
GG Ultra Seal,
GG VO-Seal and
Industri-Seal™

541-678-7364
www.gginnovativeproducts.com

CONCRETE FLOOR POLISERS

**REFURBISH
RECONDITION
POLISH**

EQUIPMENT DEVELOPMENT CO., INC.

1-800-638-3326
contrxsystems.com • edcoinc.com

The Worlds' Best Planetary Polisher

Just Got Better !!!

DS 3011

*Fast, Flat, No Scratches,
Perfect Polish*

- ★ New built-in vacuum pickup
- ★ New triple sealed bearings
- ★ New powerful Fein driver
- ★ New higher torque
- ★ Increased performance
- ★ Same 1 year limited warranty

INTERTOOL
Innovation from Leitch & Co.

800-926-9244
www.leitchco.com

CONCRETE COUNTERTOP WORKSHOP

SINCE 1986
CONCRETE SOLUTIONS
ULTRA SURFACE® PRODUCTS

"The Ashby System"

EXCLUSIVELY from Concrete Solutions

Request Your FREE Information Kit

COMPLETE 3 DAY "HANDS-ON" WORKSHOP

DECORATIVE CONCRETE OVERLAY TRAINING WORKSHOP

"Complete 3 day "Hands-On" Decorative Concrete Overlay Workshop"

Surface Preparation	Texturing	Spray-Top	Dye Application
Crack Repair	Borders	Waterproofing	Acid Stain Application
Patching	1/4" Stamping	Colorcoating	Floor Designs
Resurfacing	Color Flake	Sealcoating	Stencils

(619) 297-3999
www.ConcreteSolutions.com

Kemiko WORLD CLASS PERFORMANCE SINCE 1930
The Path to Beautiful Decorative Concrete



Before After

Kemiko® and RapidShield™ applied on the 2nd Floor of the Children's Museum in Phoenix, Arizona



Before After

KEMIKO
 DECORATIVE AND INDUSTRIAL
 COATINGS

CONTACT US AT 800.875.4596

www.kemiko.com www.epmar.com www.rapidshield.com

EPMAR
 A Division of
 Epi-Concrete Corporation

Manufacturing Seamless Flooring Systems For 71 Years!

MIRACOTE Providing Scientifically Superior™
 Decorative Overlay & Repair Products

Where Restoration & Decorative Worlds Meet


Decorative Concrete Products
Microtoppings, Overlays, Stains and Sealers

Environmentally Friendly Products For Green Sustainability In Construction!



www.miracote.com
Visit us at the Concrete Decor Show!
Toll Free 877-MIRACOTE (877-647-2268)

Sim Stain
Simulated Acid Stain





- Water-Based Environmentally Safe Green Product
- UV Resistant
- Fast & No Mess (no waiting for color or neutralizing required)
- Control of color — can go over acid stain to correct color problem
- Penetrates into pores of concrete giving look of an acid stain with over 25 colors to choose from

(877)-STAIN EASY (782-4632)
(386) 846-2782
simstain.com • Distributors Wanted

L & M INDUSTRIES, LLC

Made in  **USA**

Voted Best New Product at the 2010 Concrete Decor Show

GET THE EDGE
 On Concrete Countertops




FULL BULLNOSE **SQUARE EDGE** **HALF BULLNOSE** **FANCY EDGE** **DOUBLE FANCY**

FINALLY, a countertop form that was truly designed to build beautiful, cast-in-place, concrete countertops. With the patented Z-Counterform you simply place 1/2" cement backer board on top of the cabinets, screw it down, and fit the Z-Counterforms to the edges and back wall. After the concrete has been poured and cured, you simply pull and snap off the Z-Counterform to reveal a beautiful, smooth edge.



- Saves time and money
- Installs easily and finishes in a snap
- Cuts labor and expenses in half
- Custom edges add value to your countertops

COUNTERFORM
 CONCRETE COUNTERTOP SOLUTIONS

Distributor Inquiries Welcomed
www.ConcreteCountertopSolutions.com • 570-587-3799

Concrete Marketplace

HoverTrowel
MAKING THE JOB EASIER

Weighing less than 50 lbs, having interchangeable air or gas motors with a wide variety of blades and floats, the HoverTrowel is the only power trowel in the industry designed specifically to finish overlays.

610-856-1961
www.hovertrowel.com



Go green. Make green.™
With **NYCON-G** fiber reinforcement.

An advanced-technology fiber made from 100% reclaimed nylon, NyconG is the only fiber that increases value in "green" construction materials.

We offer a full line of reinforcing fibers for all your applications, including nylon, polypropylene, AR glass, PVA, steel, PET, and cellulose.

Call 800.456.9266 or visit www.nycon.com

* Protected by U.S. Patents 6,971,784 and 7,563,017
Other U.S. and foreign patents pending

NYCON
New Nycon, Inc.
One Neshaminy Interplex Suite 201, Trevose, PA 19053
Helping you build smarter and better.™



KNEEL, SIT & ROLL on the
RACATAC with CHEST SUPPORT

"Takes the pressure off your knees & body, lets you move easily!"

*** Aluminum Frame**
*** Adjustable**
*** Tool Tray**
*** 2" or 3" Casters**

Pat#US6,302,413,B1

Free up Both Hands!
RACATAC PRODUCTS INC.

Increase Profits in Comfort!
337-886-1222 www.racatac.com



C.C.S. concretecountertop SPECIALTIES

Your One Stop Shop for Concrete Countertop Supplies!

Now Distributing:
BLUE concrete
PRODUCTS, ACCESSORIES & MORE

YOUR IAVINE
SALES & RENTAL HEADQUARTERS

Toll Free: 866.902.7311
www.concretecountertopspecialties.com

- Polishers & Pads
- Floor Polishing
- Saws & Blades
- Mixers
- Router Bits
- Much More!

Experienced Countertop



SSS
Triple-S Chemical Products, Inc.

Reactive Concrete Stains - www.concrete-stains.com - 800-862-5958



CRETE MOLDS.com

SINK MOLDS FOR CONCRETE COUNTERTOPS

OVER 25 STYLES AND GROWING!
For Kitchen and Bath

CreteMolds.com

Farm Sinks
Ramp Sinks
Vessel Sinks
Accessories and more



Bad Pavers? Cracked Concrete?
RubberDek Is Your Solution!
"No More Removal - Installed Over The Top"

BEFORE AFTER

RubberDek
Providing Safety On Solid Ground
www.rubberdek.net

Rubber granules provide a seamless decorative, non-slip safety surface.

PHONE 866-531-9779 USA OR 407-677-6267 INTERNATIONAL



Learn the art of vertical concrete application

Train with the very best, Nathan Giffin of Vertical Artisans
June 23-25th in Oklahoma City at The Stamp Store

Call for reservations 888-848-0059
www.thestampstore.com

the STAMP STORE



CONCRETECH

Patching & Restoration
Color Hardeners
Release Agents
Sealers

Overlays & Stamp Mats
Integral Pigments
Stains and Dyes
Epoxies & Urethanes

CONCRETECH

Complete Decorative Concrete Solutions
Manufacturing in British Columbia & California

www.concretechproducts.com Toll Free: 1.877.952.0157



SS DYE-namic
UV STABLE COLOR DYE

- Indoors or outdoors.
- UV stable and ready to seal in minutes.
- SS DYE-namics is available in 20 vibrant colors.

Changing the look of concrete.

888-848-0059 • www.thestampstore.com



Tru Tex Tools and Contractor's Kit
Tru Pac Conversion Kits for vertical and countertop
Tru Impressions Stamps, Stains, and Sealers
Walttools.com
Tru Value, Tru Service

CONTRACTOR SOURCE
888 263 5895



Braxton-Bragg
carries all the concrete supplies you'll need from decorative concrete to concrete floor polishing.
Call us NOW or go online!

Braxton-Bragg
www.braxton-bragg.com

Call NOW Toll Free **800-575-4401** or Fax Your Order **800-915-5501**

SBC Concrete Carpentry Wall Panels

THIS Class Package Includes:

- 2 - 55 gallon drums of Urethane Mold Making Material
- 1 Master Molds, Starting With Stack Stone Pattern with the ability to add each of the additional 8 patterns at an additional cost when you are ready
- 3 years of unlimited updates of Better & Faster Conceptions of the new generation of Vertical Concrete.
- Discounts for the purchasing of Multiple Cities.

NEW CLASS OFFERED BY SBC

LEARN TO CREATE CONCRETE PANELS FOR UNDER \$11.00 PER 12 SQ. FT. PANEL

Includes EXCLUSIVE RIGHTS to your City.

- Includes a Hands-On training by SBC
- Learn how to create Panels for under \$11.00 Per 12 SQ. FT. Panel
- Also Includes All other SBC Training Courses on DVD's.
- 3 Year Ongoing Training Membership (worth cost by itself, Bryan is now your full time product development guy)

www.BetterPaths.com
800-324-1719

Create colorful works of art with Concrete Resurrection stains and sealers

Shop for stains online
Buy one, get one FREE*

Use coupon code **BOGOCD**

ConcreteResurrection.com
1-800-884-2114

Rich Colors • Hyper-Concentrated
UV Stable • Ongoing Technical Support

*For online orders, applies to Acid and WRC stains only. Free bottle is same size and color. Limited time only

**Advertise in
Concrete Marketplace**

877-935-8906
www.concretedecor.net

THE ONLINE DECORATIVE CONCRETE SOURCE FOR:

- Admixtures
- Aggregates
- GFRC
- Molds/Forms
- Pigments
- Polishing
- Shop Equipment & Supplies

FISHSTONE
www.ConcreteCountertopSupply.com

847-515-2232
info@concretecountertopsupply.com

Ask about our **BUILD-A-PALLET** program

Place your orders online!
www.concretecountertopsupply.com
www.gfrystore.com

DECORATIVE CONCRETE SUPPLIES & TRAINING



**One Stop Shopping for all your
Decorative Concrete Supplies
and Training**

866-854-8881

www.decorativecs.com



The Concrete Overlay Experts™

800-995-1716

Training info and registration online at
www.Super-Krete.com



SURFACE GEL TEK™

Flattoo™ Workshops

**(Tattooing images into
flat concrete surfaces)**

Last Saturday of every month in Mesa, AZ.
Basic to advanced graphics in each class.

Increase your earning potential, best 8 hours
you'll ever invest in!!

Call 888-872-7759 for more info.

Training for the New Generation in Decorative Concrete!

- Concrete Countertops • Vertical Concrete • Concrete Wall Panels • Overlays
- Rock & Water Features • Water Walls
- Kitchen Cabinets • Advanced Color, Concrete Trees & More



www.BetterPaths.com

U.S. 800-324-1719 International 602-550-2930

SINCE 1986



ULTRA SURFACE® PRODUCTS
www.concretesolutions.com

TRAINING CLASS WORKSHOPS
Decorative Concrete Overlays
Resurfacing and 1/4" Stamping
Spray-Top®, Stains and Dyes
Ashby Concrete Countertop System

Visit our website for Training Dates

(800) 232-8311

Se Habla Español

**Decorative Concrete Overlay
Products, Tools and Supplies**

BUSINESS OPPORTUNITIES

Re-Deck™ Sales & Marketing Rep

America's #1 retrofit system seeks independent reps to market dealerships across America. The remodeling business is the *only* growing sector in today's construction market, so take advantage.

Package sells for \$19,995 with a commission of \$5,000 + \$1,500 expense allowance. Additional commission rate of 10% ongoing of future product orders. Package includes exclusive area, 1-week field training, complete marketing, equipment and start-up material package.

If you are a true closer, join your peers and start earning \$15k+ monthly with a company selling 8 dealerships in the first month. Contact P. Michael Fennessy at 800-233-3298 or e-mail stampcretefl@comcast.net

FOURTH ANNUAL



The 2010/11 Decorative Concrete BUYER'S GUIDE

A

A.W. Cook Cement Products
242 Amy Industrial Ln.
Hoschton, GA 30548

p: 706-654-4706 f: 706-654-3662
www.awcookcement.com
cookcement@windstream.net



Abatron Inc.
5501 95th Ave.
Kenosha, WI 53144

p: 800-445-1754 f: 262-653-2019
www.abatron.com
info@abatron.com

Manufacturer of epoxy, polyurethane and acrylic coatings, concrete patching and resurfacing products, structural adhesives, anchoring compounds.

Absolute Concrete Colors
1265 N. Hendrickson Dr.
Kalama, WA 98625

p: 360-673-6404 f: 360-673-6504
www.absoluteconcretecolors.net
absoluteconcretecolors@gmail.com

AcrylicCon USA Industrial Flooring
1315 Club House Dr., Ste. 200
Chesapeake, VA 23322

p: 888-736-7550 f: 757-299-8148
www.acryliccon.com
dawnbye@acrylicconusa.com

Action Concrete Supplies
321 Arbor Ct.
Winchester, VA 22602

p: 540-662-7003 f: 540-662-7135
www.actionconcretesupplies.com
acs@ntelos.net

Advanced Surfaces Inc.
2000 Banks Rd.
Margate, FL 33063

p: 800-952-5980 f: 954-973-4926
www.advancedsurfaces.com
sales@advancedsurfaces.com

aiflooring
1218 W. 41st St., Ste. B
Tulsa, OK 74107

p: 918-445-0627 f: 918-445-0648
www.aiflooring.com
sales@aiflooring.com

Alabama Pigments Company
346 Rickey Rd.
McCalla, AL 35111

p: 800-531-1172 f: 205-938-0015
www.alabamapigments.com
info@alabamapigments.com



All in Concrete LLC
1475 Harvard Dr.
Kankakee, IL 60901

p: 888-350-0130 f: 815-932-0529
www.allinconcrete.com
sales@allinconcrete.com

All in Concrete is a Chicago-based company specializing in sourcing and distribution of innovative products and equipment for the decorative concrete industry with emphasis on GREEN technologies. We offer high-level tech support backed by 20 years of field experience and we feature monthly training classes.

See our ad on Page 12 • Reader Service 01

Allen Engineering Corp.
819 S. 5th St.
Paragould, AR 72450

p: 870-236-7751 f: 870-236-3934
www.alleneng.com
info@alleneng.com

Allmand Bros. Inc.
1502 W. 4th Ave.
Holdrege, NE 68949

p: 800-562-1373 f: 308-995-5887
www.allmand.com
info@allmand.com



Alpha Professional Tools
103 Bauer Dr.
Oakland, NJ 07436 US

p: 201-337-3343 f: 201-337-2216
www.alpha-tools.com
info@alpha-tools.com

Alpha Professional Tools® is a well-known quality manufacturer of cutting, drilling, grinding and polishing products for a variety of stone-related industries.

Alta Paint & Coatings
136 W. 3300 S.
Salt Lake City, UT 84115

p: 801-466-9625 f: 801-466-9470
www.altapaints.com
sales@altapaints.com

AlturMATs Inc.
701 E. Spring St., Mailbox 9
Titusville, PA 16354

p: 814-827-8884 f: 814-827-4704
www.alturnamats.com
basmith@alturnamats.com



Ambient Glow Technology
1898 Liverpool Rd.
Pickering, ON L1V 1W5 Canada

p: 905-250-9642 f: 905-250-9645
www.ambientglowtechnology.com
ptome@ambientglowtechnology.com

Manufacturer of the most powerful glow aggregates in the world.

American Casein Company
109 Elbow Ln.
Burlington, NJ 08016

p: 609-387-3130 f: 609-387-7204
www.americancasein.com
sales@109elbow.com

American Specialty Glass Inc.
829 N. 400 W.
North Salt Lake, UT 84054

p: 877-294-4222 f: 801-294-3135
www.AmericanSpecialtyGlass.com
info@asglass.com



AmeriPolish SureLock Dye
120 Commercial Ave.
Lowell, AR 72745

p: 479-725-0033 f: 479-725-0031
www.adcsc.com
alexnd@adcsc.com

AmeriPolish Surelock Interior Polished Concrete Color System puts rich color into the slab, penetrating, hardening, and protecting the color from the damaging effects of moisture and sunlight. SureLock also defends against stains, oils and etching agents.

See our ad on Page 9 • Reader Service 02

Anvil Paints & Coatings Inc.
1255 Starkey Rd.
Largo, FL 33771

p: 727-535-1411 f: 727-535-1413
www.anvilpaints.com
glennroth@anvilpaints.com



Applied Diamond Tools
18102 Chesterfield Airport Rd.
Chesterfield, MO 63005
p: 800-980-7808 f: 800-758-9968
www.toolocity.com
sales@applieddiamondtools.com

AQUAFIN Inc.
505 Blue Ball Rd., #160
Elkton, MD 21921
p: 410-392-2300 f: 410-392-2324
www.aquafin.net
info@aquafin.net

Arbortech USA
80 Erdman Way, Ste. 200
Leominster, MA 01453
p: 866-517-7869 f: 866-515-8104
www.as170.com
henry@arbortechusa.com

Architectural Enhancements
475 Annandale Blvd.
PO. Box 1124
Annandale, MN 55302
p: 866-519-5426 f: 320-274-6919
www.aenhancements.net
info@aenhancements.net



ARDEX ENGINEERED CEMENTS

ARDEX Engineered Cements
400 Ardex Park Dr.
Aliquippa, PA 15001
p: 724-203-5000 f: 724-203-5001
www.ardex.com
info@ardex.com

ARDEX delivers high-performance concrete underlayments & toppings that provide superior results for polished, saw-cut, stained, integrally or topically colored designer concrete surfaces. Whatever unique, one-of-a-kind design you are trying to achieve, ARDEX Designer Floor products are designed to be faster, stronger, provide more durability, reduce risk and deliver optimal results.



Arizona Polymer Flooring
7731 N. 68th Ave.
Glendale, AZ 85303

p: 800-562-4921 f: 623-435-8585
www.apfepoxy.com
contact@apfepoxy.com

Since 1985 Arizona Polymer Flooring has been a manufacturer of high-performance flooring products and systems using leading-edge polymer chemistry. We manufacture a wide variety of products based on epoxy, polyurethane and acrylic technology.

Armcon Molds USA
127 Maple Ln.
Lebanon, PA 17042

p: 800-699-2799 f: 717-272-4609
www.armconmoldsusa.com
armconmoldsusa@comcast.net

Mold maker to the precast industry.

Artcrete Inc.
5812 Hwy. 494
Natchitoches, LA 71457
p: 888-328-9321 f: 318-379-1000
www.artcrete.com
artcrete@artcrete.com

Aztec Products Inc.
201 Commerce Dr.
Montgomeryville, PA 18936
p: 800-331-1423 f: 215-393-4800
www.aztecproducts.com
info@aztecproducts.com

B

Ball Consulting Ltd.
2301 Duss Ave., Bldg. 1, Ste. 21
Ambridge, PA 15003

p: 724-266-1502 f: 724-266-1504
www.ball-consulting-ltd.com
ball@ball-consulting-ltd.com

GFRC materials supplier, Faststone® Cement, spray equipment, polytek mold materials.

Barracuda Tools & Grinders LLC
27 Soldiers Hill Rd.
East Hampstead, NH 03826
p: 603-770-4279 f: 866-247-5813
www.barracudaxgrinder.com
john@barracudaxgrinder.com

Bayer MaterialScience LLC
100 Bayer Rd.
Pittsburgh, PA 15205
p: 412-777-3983 f: 412-777-3888
www.bayermaterialsciencenafta.com
naftainfo@bayerbms.com

Benjamin Moore Paints
101 Paragon Dr.
Montvale, NJ 07645
p: 866-708-9180 f: 973-252-2577
www.benjaminmoore.com
customerinformationcenter@benjaminmoore.com

Benner-Nawman Inc.
3450 Sabin Brown Rd.
Wickenburg, AZ 85390
p: 928-684-2813 f: 928-684-7041
www.bnproducts.com
mail@bnproducts.com

Benron Equipment & Supply Inc.
15823 Stagg St.
Van Nuys, CA 91406
p: 888-327-9839 f: 818-787-8866
www.benron.com
info@benron.com

BlastPro MFG™
6021 Melrose Ln.
Oklahoma City, OK 73127
p: 405-491-6464 f: 405-495-1331
www.blastpromfg.com
dbigham@blastpromfg.com

BOLDStone
4261 Sunset Ln.
Shingle Springs, CA 95682
p: 800-230-5345 f: 800-816-5345
www.boldstone.com
sales@boldstone.com

BOLDStone - 'Concrete does stone'. BOLDStone is a premium natural granite and/or quartz stone finish for concrete at \$2-\$4/sq. ft. Spray-on/Trowel-on. Vertical/Horizontal. Water-based.

Bomanite
8789 Auburn Folsom Rd., #108
Granite Bay, CA 95746
p: 303-369-1115 f: 303-291-0282
www.bomanite.com
info@bomanite.com

Bonsal American
8201 Arrowridge Blvd.
Charlotte, NC 28273
p: 800-738-1621 f: 704-529-5261
www.bonsalamerican.com



Braxton-Bragg
4100 Appalachian Way
Knoxville, TN 37918
 p: 800-575-4401 f: 800-915-5501
www.braxton-bragg.com
salesinfo@braxtonbragg.com
 See our ad on Page 7 • Reader Service 03

Breton S.p.a.
 Via Garibaldi, 27
 Castello di Godego, TV 31030 Italy
 p: +39-0423-7691 f: +39-0423-769-600
www.breton.it
info@breton.it

Brickform
 11061 Jersey Blvd.
 Rancho Cucamonga, CA 91730
 p: 800-483-9628
www.brickform.com



Buddy Rhodes Concrete Products
 1500 17th St.
 San Francisco, CA 94107

p: 415-431-8070 f: 415-551-1575
www.buddyrhodes.com

The original Buddy Rhodes Concrete Counter Mix is a complete system for creating with concrete, including products, training and the BR Artisan affiliation program nationwide.



Butterfield Color Inc.
625 W. Illinois Ave.
Aurora, IL 60506

p: 800-282-3388 f: 630-406-1982
www.butterfieldcolor.com
email@butterfieldcolor.com

Butterfield Color Inc. offers a complete line of decorative concrete products designed to exceed the expectations of decorative concrete finishers and architectural specifiers.

See our ad on Page 64 • Reader Service 04

C

Calico Construction Products
 p: 800-221-9469 f: 720-283-3241
www.calicoproducts.com
info@calicoproducts.com

Cavalier Designs
 2696 E. Hermitage Rd.
 Kingston, GA 30145 United States
 p: 770-546-7503 f: 706-295-4490
www.heathercavalier.com
heather@heathercavalier.com

Chem-Coat
 1926 Copper St.
 Garland, TX 75042
 p: 800-511-2769 / 972-485-8648
 f: 972-485-0339
www.chem-coat.com
info@chem-coat.com

Chemical Concepts Inc.
 410 Pike Rd.
 Huntingdon Valley, PA 19006
 p: 800-220-1966
www.chemical-concepts.com



CHENG Concrete
2808 San Pablo Ave.
Berkeley, CA 94702
 p: 510-849-3272 f: 510-849-3274
www.chengconcrete.com
info@chengconcrete.com

CHENG Concrete provides the most complete Concrete Countertop Product line Pro-Formula Mix, Sealer, Wax, FRC, molds and more. CHENG Concrete Exchange is the go-to online resource for design ideas, Find a Contractor, and concrete materials and supplies. CHENG Concrete Training provides programs for professionals, with over 2,500 trainees to date.

Chips Unlimited Inc.
 1824 E. 6th St.
 Tempe, AZ 85281
 p: 877-502-4477 f: 480-968-2816
www.chipsunlimited.com
info@chipsunlimited.com



Chomarat North America
 2901 New Pond Rd.
 Anderson, SC 29624
 p: 866-531-7604 f: 864-260-3364
www.chomarat.com
john.carson@chomaratna.com

Manufacturer of C-GRID carbon fiber composite reinforcement used in decorative concrete, precast concrete, concrete overlays, shotcrete, repair and rehabilitation applications. The company also manufactures fiberglass, alkali resistance glass, aramid grids and scrim reinforcement products.

Classic Stains & Sealers
1424 S. Raymond
Fullerton, CA 92831
 p: 714-720-6954 f: 951-371-0817
www.classicstains.com
carlos@classicstains.com
 See our ad on Page 93 • Reader Service 52



Clemons Concrete Coatings
505 Cave Rd.
Nashville, TN 37210
 p: 615-872-9099 f: 615-872-9052
www.ccc-usa.com
info@ccc-usa.com

Cohills Building Specialties
 3825 E. Anne St.
 Phoenix, AZ 85249
 p: 602-266-0462 f: 602-470-1836
www.cohills.com
brett@cohills.com

Colledi Designs
2525 E. Malaga Ave.
Fresno, CA 93725
 p: 557-486-7429 f: 559-497-8224
www.colledi.com
info@colledi.com

Manufacturer of polymer and vinyl adhesive back stencils, edge forms, and 3D molds for sinks, fireplace surrounds, art stamps, wall panels and form liners. We offer custom designing for corporate logos, medallions or any design imaginable.



ColorJuice
120 Commercial Ave.
Lowell, AR 72745
 p: 479-725-0033 f: 479-725-0031
www.adcsc.com
alex@adcsc.com

ColorJuice, by American Decorative Concrete, is designed for exterior and interior concrete. ColorJuice hardens, dustproofs, seals and colors. Perfect for residential and commercial interior floors and garages as well as exterior concrete porches, patios and driveways.

See our ad on Page 9 • Reader Service 02


Concrete Coatings Inc.
 1105 N. 1600 W.
 Layton, UT 84041
 p: 801-544-8771 f: 801-544-5896
www.concretecoatingsinc.com
brandon@concretecoatingsinc.com



Concrete Coatings of Georgia 1092 W. Atlanta St., #250 Marietta, GA 30060

p: 770-426-1199 f: 678-388-9699
www.ccoga.com
info@ccoga.com

Concrete Coatings of Georgia is your supplier of decorative concrete coating products, materials, and concrete refurbishing materials.



The Concrete Countertop Institute
3529 Neil St.
Raleigh, NC 27607

p: 888-386-7711 f: 919-882-9700
www.concretecountertopinstitute.com
info@concretecountertopinstitute.com

Concrete Countertop Specialties
247 28th Ave. S.
Waite Park, MN 56387

p: 866-902-7311 f: 866-522-1817
www.concretecountertopspecialties.com
adam@concretecountertopspecialties.com



Concrete Earth
13087 Main St.
Lemont, IL 60439

p: 800-441-6446 f: 630-257-9006
www.concreteearth.com
sales@concreteearth.com

Concrete Earth™ is the result of hard work and ingenuity, resulting in the development of a new generation of biodegradable, earth-friendly products. By combining chemistry, biology and science in its formulations, Concrete Earth has developed unique formulations which have yet to surface elsewhere in the decorative concrete industry.

See our ad on Page 19 • Reader Service 06



Concrete Jungle
17643 Chase St.
Northridge, CA 91325

p: 818-826-9316 f: 818-345-3498
www.getconcretetoday.com
info@concretejungledistribution.com

Supplier of the best-performing products, service and training to the demanding decorative concrete installer. We service California and surrounding states, but can ship anywhere.



Concrete Mosaics Inc.
141 Railroad St., Ste. 107
Canton, GA 30114

p: 770-704-0923 f: 770-704-0924
www.concretemosaics.net
mikegibbons@concretemosaics.net

Concrete Polishing Solutions
184 Cedar Pl.
P.O. Box 520
Norris, TN 37828

p: 877-472-8200 f: 965-494-8300
www.go2cps.com
info@go2cps.com

Concrete Protection Products Inc.
627-C Graves St.
Kernersville, NC 27284

p: 336-993-2461 f: 336-996-2732
www.fiberglassrebar.com
sales@fiberglassrebar.com



Concrete Resurrection
403 Oak Ave.
Mansfield, MO 65740

p: 417-924-2300 f: 417-924-2500
www.concreteresurrection.com
info@concreteresurrection.com

Concrete Resurrection offers decorative concrete products for interior and exterior jobs, including acid stains, pigmented stains, sealers, cleaners, templates and stencils. Shop online 24 hours a day at ConcreteResurrection.com.



Concrete Solutions Inc.
3904 Riley St.
San Diego, CA 92110

p: 800-232-8311 / 619-297-3999
f: 619-297-3333
www.concretesolutions.com
gs@concretesolutions.com

Concrete Solutions Inc. manufactures Ultra Surface Concrete Polymer and other products for the resurfacing, restoration, protection and beautification of existing concrete and other surfaces. Monthly training classes in Las Vegas, NV, teach 1/4" Stamping, Concrete Dyes, Acid Stains, Resurfacing 0-1/8" thick, Color Flake, Spray-Top and Concrete Countertops. Visit www.concretesolutions.com

See our ad on Page 70 • Reader Service 54

**CONCRETE TEXTURING
TOOL & SUPPLY**



Concrete Texturing Tool & Supply
45 Underwood Rd.
Throop, PA 18512

p: 570-489-6025 f: 570-383-6711
www.concrete-texturing.com
sales@concrete-texturing.com

New toll blending services for 2010. Tools, supplies and training for decorative concrete industry.

See our ad on Page 61 • Reader Service 07

CONCRETECH

Concretech
106, 2567 192 St.
Surrey, BC V2Y 3B7 Canada
p: 604-952-0057 f: 604-608-4818
www.concretechproducts.com
info@cctinc.ca

Concretech is a full-line manufacturer of decorative concrete and concrete repair products with manufacturing in British Columbia and California. Everything you need for decorative.



ConcreteNetwork.com
1090 5th St., Ste. 109
Calimesa, CA 92320
p: 866-380-7754 f: 909-795-7758
www.concretenetwork.com
jim@concretenetwork.com

ConcreteNetwork.com helps contractors get leads from the Web and suppliers advertise their products online. Over 12 million people visit ConcreteNetwork.com each year.

Construcolor USA Ltd.
P.O. Box 333
Laredo, TX 78040

p: 866-644-8324 f: 866-591-8670
www.construcolor.com
sales@construcolor.com

CONSTRUCOLOR® offers a complete line of architectural concrete products; Integral Pigments, Stains, Tints, Sealers, Water Repellents, Self-Leveling, Overlay Systems, Release Agents and more.

The Contractor Source
1262 Leah Rd.
Morris, IL 60450

p: 888-263-5895 f: 815 941 4213
www.walttools.com
cs@walttools.com

At Contractor Source, we specialize in being the economical choice for a variety of decorative concrete supplies. With a complete texturing tool line, coloring supplies, and protective coatings, we will save you money.



Crown Polymers LLC
11111 Kiley Dr.
Huntley, IL 60142

p: 888-732-1270 f: 847-659-0310
www.crownpolymers.com
info@crownpolymers.com

Flooring and Concrete Repair Solutions for: Commercial, Educational, Retail, Industrial, Manufacturing, Institutional, and Residential Applications. Crown Polymers offers you the best for every environment, inside or out, plus durability and custom design capabilities. More than just a seamless solution is what you get with Crown Polymers. In addition, our products are decorative and green. Give us a call.

See our ad on Page 3 • Reader Service 10

CS Unitec Inc.
22 Harbor Ave.
Norwalk, CT 06850

p: 800-700-5919 f: 203-853-9921
www.csunitec.com
info@csunitec.com

CTS Cement Mfg. Corp. | Rapid Set®
11065 Knott Ave., Ste. A
Cypress, CA 90630

p: 800-929-3030 f: 714-379-8270
www.ctscement.com
info@ctscement.com

Countertops, stairs, ledges, walls, floors...

WerkMaster Edges Out the Competition!
On Concrete, Terrazzo, Stone, Hardwood, and VCT Tile.

WerkMaster™ introduces the Termite and Scarab. Recognizing a need for machines that can do more than just floors, WerkMaster™ with its Patented Octi-Disc™ Technology gives contractors a real edge.

Surpassing any hand grinder the Scarab is a dream to use and works with most variable speed polisher/grinders. Its patent pending 5 head system uses standard 3" polishing pads or PCDS for tough coating removal. Handheld for countertops, or use the removable handle for stairs or floors.

Designed to get behind toilets, around plumbing and machinery, along bathtub ledges, stair risers, linen closets, and any hard to get to places.

The Scarab was the "HIT of the SHOW" at World of Concrete 2010. Comments like "I have been waiting years for this!" "Every contractor should own one of these." make it the PERFECT complement to any contractor's arsenal of tooling.

Tired of wet grinding countertops? Can't refinish them in the home. Getting calls to refinish

garages, basements, walkways, pools and decks? You need a Termite.

Don't be fooled by its size and weight. The Termite can tear into any surface and deliver results that are simply amazing. Run it on the floor like a conventional grinder or on countertops and stairs!

Featuring WerkMaster's 8 head Octi-Disc™ Technology and versatile 3" tooling, while edging to within 1/8" of the wall, the Termite is the choice of any contractor looking for speed, quality and exceptional results.

Protect your customer's investment with our Environmentally Friendly and Food Safe ULTRAGuard sealer. Resistant to acid, coffee, mustard, ketchup, mayonnaise, vinegar, pickle juice, red wine and pop for up to 24 Hours without etching or staining!

Taking it to the Wall!

Meet the family!

For more information visit:
www.werkmaster.com
or call us toll free: 1.866.373.WERK

1448 Charlotte Road, North Vancouver
BC, Canada V7J 1H2 Fax: 604.990.9538

WERKMASTER™
Ultra Floor Systems



Cutter Diamond
2807 Chamber Dr.
Monroe, NC 28110

p: 866-816-8073 f: 704-289-8466
www.cutterdiamond.com
orders@cutterdiamond.com

D



Davis Colors
3700 E. Olympic Blvd.
Los Angeles, CA 90023

p: 323-269-7311 f: 323-262-1780
www.daviscolors.com
info@daviscolors.com

Davis Colors is the leading U.S. producer of color additives for Ready-Mix concrete. Davis Colors are added to the mix with the exclusive Chameleon® PC-operated automatic dosing system or with Mix-Ready® disintegrating bags. Architectural specs, color cards, contractor how-to information, and merchandising materials available at www.daviscolors.com.

Decorative Concrete Impressions LLC

8135 Hwy. 43
Webb City, MO 64870

p: 866-332-7383 f: 866-623-4793
www.decrete.com
info@decrete.com

See our ad on Page 69 • Reader Service 11



Decorative Concrete Supply Inc.
1300 N. I-35 E., #120
Carrollton, TX 75006

p: 972-242-8881 f: 972-242-6781
www.decorativecs.com
scott@decorativecs.com

Decorative Concrete Supply is a leading distributor of quality products at competitive prices. The placement of our 3 stores in Dallas, Austin and Houston allows us to service the state of Texas as well as the surrounding states. Check our Web site frequently for specials, free monthly demos and training classes.



Decorative Concrete Supply of Montana

100 Shepherd Trail, #7,8
Bozeman, MT 59718

p: 406-580-2668 f: 406-624-6609
www.dcsmt.net
ryan@dcsmt.net

Decorative Concrete Supply is a leading distributor of decorative concrete products serving Montana, Idaho and Wyoming. We are your one-stop shop for all of your decorative concrete supplies and training.

Decorative Construction Supply
2317 Franklin Dr., Ste. 6
Mesquite, TX 75150

p: 972-289-1700 f: 972-289-1701
www.decorativeconstructionsupply.com
shaunv@dcsdallas.com

DeFelsko Corp.
802 Proctor Ave.
Ogdensburg, NY 13669

p: 315-393-4450 f: 315-393-8471
www.defelsko.com
techsale@defelsko.com

BLUEconcrete.com

PIGMENTS, AGGREGATES, ADMIXTURES

Delta Performance Products
9126 Industrial Blvd.
Covington, GA 30014

p: 678-729-9330 f: 678-729-9336
www.blueconcrete.com
sales@blueconcrete.com

Demand Products Inc.
1055 Nine North Dr.
Alpharetta, GA 30004

p: 800-325-7540 f: 888-534-8383
www.demandproducts.com
sales@demandproducts.com

Dependable Floor Products Inc.
P.O. Box 16334
Rocky River, OH 44116

p: 440-333-1123 f: 440-333-0070
www.floorprep.com
dependable@floorprep.com

Dependable Floor Products Inc., a U.S.-based company founded in 1951, manufactures moisture reduction products along with self-leveling underlayments & toppings.

Depiction Software
28720 Roadside Dr., #274
Agoura Hills, CA 91301

p: 818-707-4451 f: 818-707-4462
www.depictionsoftware.com
tracy@depictionsoftware.com

Diamant Venturi
664 S. Military Trail
Deerfield Beach, FL 33442

p: 954-427-4745 f: 954-427-4757
www.diamantventuri.com
jahughes14@comcast.net

Diamatic USA
5220 Gaines St.
San Diego, CA 92110

p: 866-295-5512 f: 619-295-0754
www.diamaticusa.com
info@diamaticusa.com



Diamond Tec
664 S. Military Trail
Deerfield Beach, FL 33442

p: 954-427-4745 f: 954-427-4757
www.diamondtecblades.com
sales@diamondtecblades.com

Diamond Tec produces the industry's largest selection of professional diamond products & related tooling for the decorative concrete & concrete polishing market. Including high-performance diamond trapezoids for grinding & polishing, PCDs, cup wheels, polishing pads, crack chasers, core bits, concrete densifier, sealants & dye colorants. Hablamos Español. Falamos Português.

DRAYGON Enterprises Inc.
15 Blake Way
Osprey, FL 34229

p: 800-724-3610
www.draygon.com
ray@draygon.com

Dryvit Systems Inc.
One Energy Way
West Warwick, RI 02893

p: 800-556-7752 f: 401-822-1980
www.dryvit.com
info@dryvit.com

Dur-A-Flex Inc.
95 Goodwin St.
East Hartford, CT 06108

p: 860-528-9838 f: 860-528-2802
www.dur-a-flex.com
info@dur-a-flex.com





Dust Collection Products
837 Cornish Dr.
San Diego, CA 92107

p: 877-223-2154 f: 619-223-9690
www.dustmuzzle.com
sales@dustmuzzle.com

Universal Dust Muzzle™ dust collection shrouds, vacuums and complete vacuum systems for all grinders, saws, crack-chasing, tuck pointing and needle scalers from \$24.95

See our ad on Page 69 • Reader Service 38

DustControl Inc.
6720 Amsterdam Way
Wilmington, NC 28405
 p: 910-395-1808 f: 910-395-2110
 www.dustcontrolusa.com
 sales@dustcontrolusa.com

Dynamic Diamond Tooling
2507 Silver Star Rd.
Orlando, FL 32804
 p: 407-298-7050 f: 407-298-7051
 www.dynamicdiamondtooling.com
 sales@dynamicdiamondtooling.com

Dynamic Systems
15531 N.E. 90th St.
Redmond, WA 98052
 p: 425-284-1662 f: 425-399-9876
 www.abarcode.com
 robf@dsales.com

E

Eco Safety Products
2921 W. Culver St.
Phoenix, AZ 85009
 p: 602-305-9397 f: 602-305-6431
 www.ecoprocote.com
 info@ecoprocote.com

Eco-Protective Products LLC
3535 Peachtree Rd. N.E., Ste. 520-643
Atlanta, GA 30326
 p: 770-757-3713
 www.ecoprotectiveproducts.com
 info@ecoprotectiveproducts.com

Elite Crete Arizona
3820 E. 44th St., #420
Tucson, AZ 85713 US
 p: 520-747-3229
 chuck.humble@elitecrete.com

Elite Crete Central
5401 Independence Ave.
Kansas City, MO 64123
 p: 816-941-4588
 www.elitecrete.com
 gene.keohan@elitecrete.com

Elite Crete Flooring Solutions India Pvt. Ltd.
215 24 Cross 3 Main Rd., 6 Block
Jayanagar
Bangalore, KA 560041 India
 p: 00918042196003
 f: 00918042196003
 www.elitecrete.in
 Tr.sridhar@elitecrete.com

Elite Crete Ft. Myers
820 N.E. 8th St.
Cape Coral, FL 33909
 p: 239-349-0076 f: 239-673-7675
 www.elitecrete.com
 john.keller@elitecrete.com

Elite Crete Gateway
9529 Yuma Dr.
St. Louis, MO 63123
 p: 314-677-0779
 www.elitecrete.com
 nick.behnen@elitecrete.com

Elite Crete L.A.
27940 Ridgecove Ct. N.
Rancho Palos Verdes, CA 90275
 p: 310-561-3615 f: 310-298-6558
 www.elitecrete.com
 brad.elitecrete@gmail.com

Elite Crete Midsouth Inc.
536 Airport Rd.
Hot Springs, AR 71913
 p: 501-282-7719
 www.elitecretemidsouth.com
 brad@elitecretemidsouth.com

Elite Crete New England
1400 East St.
Pittsfield, MA 01201
 p: 413-464-2811 f: 888-378-1282
 www.elitecrete.com
 john.massery@elitecrete.com

Elite Crete Northeast
701 Canal St., C-1
Bristol, PA 19007
 p: 215-781-0356 f: 215-781-0357
 www.neelitecrete.com
 info@neelitecrete.com

Elite Crete of Alberta, Saskatchewan & Manitoba
Box 81
Arborg, MB ROC OAO Canada
 p: 204-642-2776 f: 204-376-5008
 www.elitecrete.com
 clifford.holm@elitecrete.com

Elite Crete of Indiana
647 Sayre Ct., Ste. C
Greenwood, IN 46143
 p: 317-888-4440 f: 317-788-2768
 www.elitecreteindiana.com
 gene.dean@elitecrete.com

Elite Crete of Madison
P.O. Box 67
Blue Mounds, WI 53517
 p: 608-437-8848 f: 608-437-8846
 www.elitecrete.com
 dave.lorenz@elitecrete.com

Elite Crete of Michigan
2233 Star Ct.
Rochester Hills, MI 48309
 p: 248-343-0709 f: 248-659-1589
 www.cementoverlays.com
 sales@elitecretemi.com

Elite Crete of Minnesota
10740 Lyndale Ave., #FE
Bloomington, MN 55420
 p: 952-884-5118 f: 952-884-0449
 www.elitecrete.com
 dan.ryan@elitecrete.com

Elite Crete of Montana
100 Shepherd Trail, #7,8
Bozeman, MT 59718
 p: 406-580-2668 f: 406-624-6609
 www.elitecrete.com
 ryan.mcintosh@elitecrete.com

Elite Crete of Nevada
800 N. Rainbow Blvd., Ste. 208
Las Vegas, NV 89149
 p: 702-506-0555 f: 702-656-0911
 www.elitecrete.com
 bruce.holm@elitecrete.com

Elite Crete of Northern Ohio
24381 Aurora Rd., B-7
Bedford Hts., OH 44146
 p: 216-390-0948
 www.elitecreteohio.com
 ryan.neal@elitecrete.com

Elite Crete of the Ohio Valley
P.O. Box 1274
Hilliard, OH 43026
 p: 614-440-0599 f: 614-440-0599
 www.elitecreteohiovalley.com
 dave.sharamitaro@elitecrete.com



Elite Crete of the Rockies
4880 Ironton St., Unit C
Denver, CO 80239
p: 970-237-1416
www.elitecrete.com
travis.winters@elitecrete.com

Elite Crete Oklahoma
1031 W. 4th St.
Sand Springs, OK 74063
p: 918-557-8661 f: 918-419-2661
www.elitecreteoklahoma.com
jason.lee@elitecrete.com

Elite Crete So. Cal.
36590 Los Alamos Rd.
Murrieta, CA 92563
p: 951-704-6869 f: 951-691-5020
www.elitecreteofsoutherncal.com
catherine.clark@elitecrete.com

Elite Crete Southeast
4488 Posterity Ct.
Gastonia, NC 28056
p: 704-813-7718 f: 704-824-1594
www.elitecrete.com
rod.johnson@elitecrete.com



Elite Crete Systems
1061 Transport Dr.
Valparaiso, IN 46383
p: 219-465-7671 f: 219-531-0898
www.elitecrete.com
info@elitecrete.com

Manufacturers and trainers of products for: decorative concrete, concrete overlays, stamped concrete, colored concrete, custom retail flooring, industrial floor coatings, epoxies and polyaspartics and more. Over 50 training and technical support locations worldwide. Contact us today for a free catalog and CD-ROM.

See our ad on Page 13 • Reader Service 13

Elite Crete Systems CA
4044 Wayside Ln., #G
Carmichael, CA 95608
p: 916-752-0043 f: 916 484 7516
steve.johnson@elitecrete.com

Elite Crete Systems Midwest Inc.
4838 W. 128th Pl.
Alsip, IL 60803
p: 708-629-0825 f: 708-629-0666
www.elitecrete.com
mario.nicasio@elitecrete.com

Elite Crete Systems of BC
12491 No. 2 Rd., Unit 6
Richmond, BC V7E 2G3 Canada
p: 778-836-9513 f: 866-275-1543
www.elitecreteofbc.com
blaine.benoit@elitecrete.com

Elite Crete Systems of Houston
25533 Richards Rd.
Spring, TX 77386
p: 281-367-9077 f: 281-367-3144
www.elitecretehouston.net
warren.wert@elitecrete.com

Elite Crete Systems Toronto Inc.
445 Midwest Rd., Ste. 14
Toronto, ON M1P 4Y9 Canada
p: 647-829-4332
www.elitecrete.com
Chris.Gabbard@elitecrete.com

Elite Crete Texas
783 N. Grove Rd., Ste. 110
Richardson, TX 75081
p: 214-575-7500 f: 214-575-8093
www.elitecretetexas.com
rick.watson@elitecrete.com

Elite Crete WNC
3873 B Sweeten Creek Rd.
Arden, NC 28704
p: 828-989-3674
www.elitecrete.com
chris.craddock@elitecrete.com



enCounter
125 N.E. 40th St.
Oklahoma City, OK 73105
p: 866-906-2006 f: 405-526-2008
www.encountertop.com
info@encountertop.com

enCounter is a professional comprehensive countertop system that includes mix, microtopping, edge forms, and sealers. Produces 8,870 psi with no cracking.



Engrave-A-Crete
403 Oak Ave.
Mansfield, MO 65704
p: 417-924-2300 f: 417-924-2500
www.engageacrete.com
info@engageacrete.com

The decorative concrete engraving tools and processes invented by Engrave-A-Crete make it easy to transform existing, plain, gray concrete into beautiful works of art.

Equipment Development Co. Inc.
- EDCO & Contrx Systems
100 Thomas Johnson
Frederick, MD 21702

p: 301-663-1600 / 800-638-3326
f: 301-663-1607 / 800-447-3326
www.edcoinc.com
www.contrxsystems.com
sales@edcoinc.com

See our ad on Page 70 • Reader Service 12

Euclid Chemical Company
19218 Redwood Rd.
Cleveland, OH 44149
p: 800-321-7628 f: 216-531-9596
www.euclidchemical.com
info@euclidchemical.com

Exaktime
27001 Agora Rd., #280
Calabasas, CA 91301
p: 888-788-8463 f: 818-222-6148
www.exaktime.com
info@exaktime.com

Excellent Coatings International
10880 Poplar Ave.
Fontana, CA 92337
p: 909-823-8800 f: 909-823-6309
www.excellentcoatings.com
brandon@excellentcoatings.com

Expressions Ltd.
1683 West Alley Dr., Ste. 4
Mapleton, UT 84664
p: 801-806-0529
www.expressions-ltd.com
sales@expressions-ltd.com

Extend Manufacturing
8404 Venture Cir.
Weston, WI 54476
p: 715-359-3002 f: 715-241-9305
www.tmx-excavator.com
chris.osswald@extendquip.com

F

Faux Effects International Inc.
3435 Aviation Blvd.
Vero Beach, FL 32960
p: 800-270-8871 f: 772-778-9653
www.fauxfx.com
info@fauxfx.com

The originating decorative finishing manufacturer and training facility (established 1989) offers over 300 waterborne, professional-grade, HAPs-free decorative finishing mediums. Faux Effects® offers a healthy alternative to hazardous, toxic materials in the marketplace. Visit www.fauxfx.com for worldwide training and product purchase information.



Faux Masters Studio
22941 Savi Ranch Pkwy.
Yorba Linda, CA 92887
p: 888-977-3289 f: 714-282-7858
www.fauxmasters.com
info@fauxmasters.com



Fishstone
1760 Britannia Dr., #6
Elgin, IL 60124
p: 847-888-1920 f: 847-888-1927
www.concretecountertopsupply.com
info@concretecountertopsupply.com

The online decorative concrete source for admixtures, GFR, sealers, mix design, pigments, polishing equipment and more, with a low-price promise. Order online at www.concretecountertopsupply.com.

FlexKrete Technologies
1181 Terrace Manor Dr.
Prosper, TX 75078
p: 972-964-8707 / 800-348-8808
f: 972-985-4515
www.flexkrete.com
info@flexkrete.com

FLEXMAR®
COATINGS, LLC

FLEXMAR Coatings
P.O. Box 210
New Kensington, PA 15068
p: 877-339-1442 f: 724-339-1465
www.flexmarpolyaspartics.com
jbracco@flexmarcoatings.com

FLEXMAR is the original formulator of polyaspartic floor coatings for residential garage floors and commercial concrete floors. FLEXMAR now offers Variegate™ polyaspartic stain sealer for decorative concrete surfaces — a one-step, one-day coating that eliminates acid staining and can last four times as long as alternative stains and sealers.



Floor Gear Inc.
94-422 Ukee St., #5
Waipahu, HI 96797
p: 808-676-4369 f: 808-676-4506
www.floorgearhawaii.com
floorgear001@hawaii.rr.com

FloorAmerica Products
2200 Dortch Ave.
Nashville, TN 37210
p: 615-256-5723 f: 615-254-9272
www.flooramerica.com
orders@flooramerica.com

Frank Wall Enterprises
415 Wilkins Wise Rd.
Columbus, OH 39705
p: 800-488-9146 f: 662-327-0177
www.frankwall.com
frank@frankwall.com

Innovative products to help builders complete construction projects faster and more efficiently — personally recommended by Frank Wall and backed by 30 years of construction experience.

Franmar Chemical
P.O. Box 5565
Bloomington, IL 61702

p: 309-828-2900
www.franmar.com
marketg@franmar.com

Remove floor coatings and floor mastics with SOYBEANS! Be green with green products that work and work well! Manufacturing green products for over 25 years.

See our ad on Inside Back Cover • Reader Service 16

Fritz-Pak Corp
4821 Eastover Cir.
Mesquite, TX 75149
p: 214-221-9494 / 888-746-4116
f: 214-349-3182
www.fritzpak.com
dionne@fritzpak.com

FRP Equipment.com Inc.
5924 Pagemont Rd.
Kannapolis, NC 28081
p: 336-474-6812
www.frpequipment.com
sales@frpequipment.com



General Equipment Company
620 Alexander Dr. S.W.
P.O. Box 334
Owatonna, MN 55060
p: 800-533-0524 f: 877-344-4375
www.generalequip.com
sales@generalequip.com

GG Innovative Products Inc.
20981 Yeoman Rd.
Bend, OR 97701

p: 541-678-7364 f: 541-312-5780
www.gginnovativeproducts.com
info@gginnovativeproducts.com

See our ad on Page 70 • Reader Service 17

Glaze 'N Seal Products
18207 E. McDermott St.
Irvine, CA 92614
p: 949-250-9104 f: 949-250-9105
www.glaze-n-seal.com
info@glaze-n-seal.com

Goff Inc.
12216 NS 3520
Seminole, OK 74868
p: 405-382-6900 f: 405-382-7013
www.goff-inc.com
goff@goff-inc.com



GoldenLook International Inc.
3401 House Anderson
Euless, TX 76040

p: 817-540-3000 f: 817-545-5600
www.goldenlook.com
sales@goldenlook.com

Established in 1986, an industry leader in the manufacturing and distributing of eco-friendly epoxies, urethanes and polyaspartic coatings and sealers for the decorative concrete industry.

Granicrete International Inc.
3420 S. 7th St., Ste. 6
Phoenix, AZ 85040
p: 602-438-9464 f: 602-438-9465
www.granicrete.com
info@granicrete.com

Graniterock
350 Technology Dr.
Watsonville, CA 95076
p: 831-768-2000 f: 831-768-2201
www.graniterock.com
info@graniterock.com

GranQuartz
4963 S. Royal Atlanta Dr.
Tucker, GA 30084

p: 866-639-0960 f: 770 621-9771
www.granquartz.com
adomingues@granquartz.com

See our ad on Page 5 • Reader Service 18

Great Neck Saw Manufacturing
165 E. 2nd St.
New York, NY 11501
p: 800-457-0600 f: 901-794-3671
www.greatnecksaw.com
sales@greatnecksaw.com



Green Umbrella
P.O. Box 325
Sheridan, AR 72150
p: 870-917-8829 f: 870-917-2018
www.greenumbrellaproducts.com
info@greenumbrellaproducts.com

H

H & C Concrete Coatings
101 Prospect Ave.
Cleveland, OH 44115
p: 800-867-8246
www.hc-concrete.com



Helix Color Systems
10101 Genard Rd.
Houston, TX 77041

p: 800-545-9827 f: 713-329-9065
www.chemsystemsinc.net
csullivan@chemsystemsinc.net

Helix Color Systems does not strive to be the biggest, but rather focuses on personalized customer service and product quality. We offer a complete line of concrete colorants, stains, dyes, overlays and sealers. Helix provides an innovative approach to decorative concrete with products for the discriminating distributor, installer or designer.

Heritage Glass Inc.
130 W. 700 S., Bldg. E
Smithfield, UT 84335
p: 435-563-5585 f: 435-563-5583
www.hgglass.com
info@hgglass.com

HID Ultraviolet LLC
520 Lafayette Rd.
Sparta, NJ 07871
p: 973-383-8535 f: 973-383-1606
www.hiduv.com
sales@hiduv.com

HID Ultraviolet manufactures a complete line of Portable UV-curing Equipment, including floor and handheld models. All are used for on-site curing of UV coatings.

Hilti Inc.
5400 S. 122nd East Ave.
Tulsa, OK 74136
p: 800-879-8000 f: 800-879-7000
www.us.hilti.com
custserv@us.hilti.com

Hotwire Direct
1712 13th St.
Clarkston, WA 99403
p: 800-555-4042 / 509-758-8379
f: 509-751-1910
www.hotwiredirect.com
salesinfo@hotwiredirect.com

HoverTrowel Inc.
5048 Spruce Ln.
Mohnton, PA 19540
p: 610-856-1961 f: 610-856-1920
www.hovertrowel.com
sales@hovertrowel.com

HTC Inc.
5617 Tazewell Pike
Knoxville, TN 37918
p: 865-689-2311 f: 865-689-3991
www.htc-floorsystems.com
info@htc-america.com

H.D. Hudson Manufacturing Company
500 N. Michigan Ave., 23rd Floor
Chicago, IL 60611-3769
p: 800-LADYBUG f: 312-644-7989
www.hdHUDSON.com
ladybug@hdHUDSON.com

Husqvarna Construction Products
17400 W. 119th St.
Olathe, KS 66061
p: 800-288-5040 f: 800-825-0028
www.husqvarnacp.com
customerservice@husqvarna.com

Hyde Tools Inc.
54 Eastford Rd.
Southbridge, MA 01550
p: 800-872-4933 f: 508-765-5250
www.hydertools.com
custserv@hydertools.com

Increte Systems
1611 Gunn Hwy.
Odessa, FL 33556
p: 813-886-8811 f: 813.920.1516
www.increte.com



INNOTECH Decorative Concrete Products
2055 Enterprise Pkwy.
Twinsburg, OH 44087

p: 877-829-7880 f: 330-425-2506
www.innotechdcp.com
customerservice@innotechdcp.com
See our ad on Page 58 • Reader Service 21

Innovatech Products & Equipment
832 80th St. S.W.
Everett, WA 98203

p: 800-267-6682 / 425-402-1881
f: 425-402-8547
www.innovatechproducts.com
sales@innovatechproducts.com
See our ad on Page 68 • Reader Service 22

Insulfoam
6004 N. Westgate Blvd., Ste. 120
Tacoma, WA 98406
p: 800-248-5995 f: 253-383-7100
www.insulfoam.com
info@insulfoam.com

International Coatings Inc.
2925 Lucy Ln.
Franklin Park, IL 60131
p: 800-624-8919 f: 847-451-0379
www.internationalcoatings.com
rhurley@icocoat.com

J

Jelight Company Inc.
2 Mason
Irvine, CA 92618
p: 949-380-8774 ext. 46
f: 949-768-9457
www.jelight.com
rmandich@jelight.com

JoeCrete.com
24153 Sargeant Rd.
Ramona, CA 92065
p: 760-828-2313
www.joecrete.com
joe@joecrete.com

K

Kemiko Decorative & Industrial Coatings
13240 Barton Cir.
Whittier, CA 90605-3254

p: 562-236-1175 f: 562-944-2813
www.kemiko.com
sales@kemiko.com

See our ad on Page 71 • Reader Service 24

KM Sales Inc.
16137 Westwoods Business Park
Ellisville, MO 63021

p: 636-527-6771 f: 636-527-6678
www.kmsalesonline.com
info@kmsalesonline.com

Kraft Tool Co.®
8325 Hedge Lane Ter.
Shawnee, KS 66227

p: 913-422-4848 / 800-422-2448
f: 913-422-1018 / 800-985-7238
www.krafttool.com
sales@krafttool.com



Kretus Group
9279 Cabot Dr., Ste. A-1
San Diego, CA 92126

p: 858-586-0864 f: 858-586-0948
brittany@questbuilding.com

Kut-Rite
27456 Northline
Romulus, MI 48174

p: 877-786-5067 f: 734-955-9314
www.kutritemfg.com
info@kutritemfg.com

L

L & D Enterprises
22001 N. Black Canyon Hwy.
Phoenix, AZ 85027

p: 800-350-5353 / 623-516-0051
f: 623-582-0190
www.ldenterprise.com
jblythe@ldenterprise.com

Multi-supplier distributor and fill service supply house specializing in: decorative concrete products for residential, commercial & industrial applications.

L & M Industries LLC
5949 Broken Bow Ln.
Port Orange, FL 32127

p: 877-782-4632 f: 386-304-2781
www.simstain.com
simstain@simstain.com

Sim Stain is a water-based environmentally safe green product with low VOC content. Available in over 24 colors, it provides a natural look without acrylics.

See our ad on Page 71 • Reader Service 26

Larsen Products Corp.
8264 Preston Ct.
Jessup, MD 20794

p: 800-633-6668 f: 301-776-2723
www.larsenproducts.com
jlarsen@larsenproducts.com

Legacy Decorative Concrete Systems
4050 Color Plant Rd.
Springfield, IL 62702

p: 217-522-3112 f: 800-624-3147
www.legacycolor.com

Lehigh White Cement
7660 Imperial Way
Allentown, PA 18195

p: 610-366-4600 f: 610-366-4638
www.lehighwhitecement.com
info@lehighwhitecement.com

Leitch & Co. / Intertool
1607 Abram Ct.
San Leandro, CA 94577

p: 800-999-8485 f: 510-483-2366
www.leitchco.com, www.intertool.com
erbs@leitchco.com

Leitch/Intertool manufactures and distributes innovative tools (DS301 Polisher) and supplies for cutting, profiling, finishing and sealing concrete floors and countertops faster and smarter.

See our ad on Page 70 • Reader Service 23

Lura Enterprises
1016 5th Ave., N.E. Unit 1
West Fargo, ND 58078

p: 701-281-8989 f: 701-281-8995
www.luraconcretescreed.com
sales@luraconcretescreed.com

See our ad on Page 59 • Reader Service 27

Lythic Solutions Inc.
P.O. Box 5028
Vancouver, WA 98668

p: 360-694-5347 f: 360-571-0848
www.lythic.net
info@lythic.net

M

M3 Technologies Inc.
57 Lamberts Ln.
Cohasset, MA 02025

p: 781-383-3134 f: 781-383-3135
www.m3techinc.com
info@m3techinc.com

Machine Technologies LLC
620 C.R. 4841
Haslet, TX 76052

p: 817-636-5637 f: 817-636-5675
www.machine-technologies.com
scott@machine-technologies.com

Magnolia Brush Manufacturers Ltd.
1001 N. Cedar St.
P.O. Box 932
Clarksville, TX 75426

p: 903-427-2261 f: 903-427-5230
www.magnoliabrush.com
sales@magnoliabrush.com

Makita
14930 Northam St.
La Mirada, CA 90638

p: 800-462-5482 f: 714-522-8088
www.makitatools.com

The Malish Corporation
4260 Hamann Pkwy.
Willoughby, OH 44094

p: 440-951-5356 f: 440-951-0293
www.malish.com
comments@malish.com

Malish's Diamabrush Floor Preparation System offers the most complete line of specialty brushes for polishing concrete and prepping wood as well as mastic removal.

Marbelite International Corp.
1500 Global Ct.
Sarasota, FL 34240

p: 941-378-0860 f: 941-378-9832
www.marbelite.com
information@marbelite.com

Marion Brush Mfg. Co.
1685 7th Ave.
Marion, IA 52302

p: 319-377-0167 / 800-930-9062
f: 319-377-3208
www.marionbrush.com
gary@marionbrush.com



Marshalltown Company
104 S. 8th Ave.
Marshalltown, IA 50158

p: 800-888-0127 f: 800-477-6341
www.marshalltown.com
marketing@marshalltown.com

Mastercraft
777 South St.
Newburgh, NY 12550

p: 845-565-8850 f: 845-565-9392
www.mastercraftusa.com
infor@mastercraftusa.com

Matcrete Inc.
1495 Hudson Ave.
Ontario, CA 91761

p: 800-777-7063 f: 909-635-0165
www.matcrete.com
sales@matcrete.com

Maxwell Systems Inc.
1000 First Ave., Ste. 200
King of Prussia, PA 19406

p: 800-688-8226 f: 610-277-2081
www.maxwellsystems.com
marketing@maxwellsystems.com



McKinnon Materials Inc.
5612 56th Commerce Park Blvd.
Tampa, FL 33610

p: 866-622-7031 f: 813-621-7031
www.McKinnonMaterials.com
Michel@McKinnonMaterials.com

Largest in-stock selection of Epoxy Stone in the NATION, McKrete Decorative Concrete Systems, Durogloss Industrial Epoxy Systems, Chormastain environmentally friendly stains, 24-hour free technical support available, GUARANTEED training on ALL products.

Metabo
1231 Wilson Dr.
West Chester, PA 19380

p: 800-638-2264 f: 800-638-2261
www.metabousa.com
dsmith@metabousa.com

Metal Forms Corp.
3334 N. Booth St.
Milwaukee, WI 53212

p: 414-964-4550 f: 414-964-4503
www.metalforms.com
info@metalforms.com

Metzger/McGuire
P.O. Box 2217
Concord, NH 03302

p: 603-224-6122 f: 603-224-6020
www.metzgermcguire.com
specmm80@aol.com

Metzger/McGuire manufactures concrete floor joint fillers and surface repair materials for stained and polished concrete floors. Most products available in 48 standard "ColorFast" colors, and custom color matching is also available. Let us help you provide truly matched fillers and repair materials for your next decorative project.



Midwest Rake Company LLC
P.O. Box 1674
Warsaw, IN 46581-1674

p: 800-815-7253 f: 574-267-8508
www.midwestrake.com
mail@midwestrake.com

A major toolmaker and supplier to the decorative concrete and high-performance protective coating markets, and to be copied is the highest form of compliment.

See our ad on Page 11 • Reader Service 28

Mineral Life Int'l Inc.
6732 S.W. 71 Ct.
Miami, FL 33143

p: 305-661-9854
www.minerallife.com
contact@minerallifeintl.com

Manufacturers and distributor of Mineral Life reactive Patina Solutions, Waterglass Densifiers, Colloidal Silica Polishing Solutions, Lime and Silicate Paints, Waterglass Lacquer, and more since 1986.

Miracote by Crossfield Products Corp.
3000 E. Harcourt St.
Rancho Dominguez, CA 90221

p: 310-886-9100 f: 310-886-9119
www.miracote.com
leadsm@cpmail.net

Miracote - Manufacturer of concrete plywood renewal products. Repair mortars, underlayments, membranes, waterproofing systems, decorative overlayments, concrete stains and finishes, decorative flooring, MVT.

www.miracote.com 877-MIRACOTE
See our ad on Page 71 • Reader Service 29

MK Diamond Products
1315 Storm Pkwy.
Torrance, CA 90509

p: 800-421-5830 f: 310-539-5158
www.mkdiamond.com
customerservice@mkdiamond.com



Modello Designs
3517 Main St., Ste. 301
Chula Vista, CA 91911

p: 800-663-3860 f: 619-271-1472
www.modello designs.com
sales@modello designs.com

Our Modello® Masking Patterns make decorative concrete techniques easy! Use our patterns for etching, staining, embossing, sandblasting, stenciling, and inlaid effects.

See our ad on Page 69 • Reader Service 30

Multicolor Specialties Inc.
1532 S. 50th Ct.
Cicero, IL 60804

p: 708-656-5586 f: 708-656-5055
www.multicolorpaint.com
saleslit@multicolorpaint.com

Murray Decorative Concrete Supply
8329 Monticello Rd., Ste. E
Shawnee, KS 66227

p: 913-422-4443 / 877-924-4443
f: 913-422-8882
www.murraydecorative.com
murraydecorative@aol.com

N

National Surface Preparation Equipment
9250 Xylon Ave. N.
Minneapolis, MN 55445

p: 763-535-8206 f: 763-535-8255
www.nationalequipment.com
info@nationalequipment.com

Nawkaw Corporation
370 Commerce Blvd.
Bogart, GA 30622

p: 706-355-3217 f: 706-355-9199
www.nawkaw.com
info@nawkaw.com

NewLook International Inc.
1525 S. Gladiola St., Ste. 8
Salt Lake City, UT 84104

p: 801-886-9495 f: 801-886-9497
www.getnewlook.com
info@getnewlook.com

Northwest Elite Crete
798 N.W. Dunbar Ave.
Troutdale, OR 97060

p: 541-550-0755
www.elitecrete.com
jr.litehiser@elitecrete.com



Nox-Crete Products Group
1444 S. 20th St.
Omaha, NE 68108

p: 402-341-1976 / 800-669-2738
f: 402-341-9752
www.nox-crete.com
corporate@nox-crete.com

Nu-West Construction Products Inc.
- Calgary
A140 - 4550 25th St. S.E.
Calgary, AB T2B 3P1 Canada
p: 877-209-1218 f: 403-201-1980
www.nu-west.ca
calgary@nu-west.ca

Nu-West Construction Products Inc.
- Edmonton
16860 - 114 Ave.
Edmonton, AB T5M 3S2 Canada
p: 877-448-7222 f: 780-448-7244
www.nu-west.ca
edmonton@nu-west.ca

Nu-West Construction Products Inc.
- Regina
250 Hodsman Rd.
Regina, SK S4N 5X4 Canada
p: 800-668-6643 f: 306-721-0152
www.nu-west.ca
regina@nu-west.ca

Nu-West Construction Products Inc.
- Saskatoon
403-2750 Faithfull Ave.
Saskatoon, SK S7K 6M6 Canada
p: 800-667-3766 f: 306-931-3480
www.nu-west.ca
saskatoon@nu-west.ca

Nu-West Construction Products Inc.
- Vancouver
Unit 190, 6260 Graybar Rd.
Vancouver, BC V6W 1H6 Canada
p: 866-655-5329 f: 604-288-7383
www.nu-west.ca
vancouver@nu-west.ca

Nu-West Construction Products Inc.
- Winnipeg
750 Marion St.
Winnipeg, MB R2J 0K4 Canada
p: 866-977-3522 f: 204-975-1603
www.nu-west.ca
winnipeg@nu-west.ca

Nubiola USA
6369 Peachtree St.
Norcross, GA 30071
p: 770-277-8819 f: 770-277-8809
www.nubiolausa.com
sales.usa@nubiola.com

O



One Day Floors
125 N.E. 40th St.
Oklahoma City, OK 73106
p: 866-906-2006 f: 405-526-2008
www.onedayfloors.com
info@onedayfloors.com

One Day Floors combines the latest advances in polyaspartics coatings technology, integrating enhancements of chips, quartz or stained floors. Perfect for commercial, industrial or residential.

P

Pacific Concrete Images
23015 Del Lago, #B2
Laguna Hills, CA 92653
p: 800-898-5581 / 949-581-0270
f: 949-581-0271
www.pacificconcreteimages.com
info@pacificconcreteimages.com

Pacific Palette Concrete Products
P.O. Box 5176
Santa Cruz, CA 95063
p: 831-457-4566 f: 831-426-2451
www.sparklegrain.com

Padco Inc.
2220 Elm St. S.E.
Minneapolis, MN 55414
p: 612-378-7270 f: 612-378-9388
www.padco.com/floor-tools
info@padco.com

PathFinder Concepts
2205 N. Yellowwood Ave.
Broken Arrow, OK 74008
p: 877-261-6002 f: 918-893-6463
www.pathfinderconcepts.com
sales@pathfinderconcepts.com



Patriot Sprayer
120 Commercial Ave.
Lowell, AR 72745
p: 479-725-0033 f: 479-725-0031
www.adcsc.com
alex@adcsc.com

With Patriot Sprayers you get the best, most consistent results when applying our dyes and sealers with our CO2-driven pumps. Visit our website for complete details!

See our ad on Page 9 • Reader Service 02

Paul N. Gardner Company Inc.
316 N.E. First St.
Pompano Beach, FL 33060
p: 954-946-9454 f: 954-946-9309
www.gardco.com
gardner@gardco.com

Pebble-Flex LLC
38 Industrial Way E., Ste. 5
Eatontown, NJ 07724
p: 732-380-7650 f: 732-380-7679
www.pebble-flex.com
rs@pebble-flex.com

Pecora Corporation
165 Wambold Rd.
Harleysville, PA 19438
p: 215-799-7531 f: 215-799-2518
www.pecora.com
freedw@pecora.com

Performance Diamond Products
5737 Icanan Rd., Ste. 233
Agoura Hills, CA 91301
p: 818-879-2171 f: 818-879-9151
www.performancediamond.com
sales@performancediamond.com

Performance Polymers
6639 Schuster St.
Las Vegas, NV 89118
p: 800-983-6993 f: 702-252-3423
www.concreteoverlaypolymer.com
info@concreteoverlaypolymer.com
See our ad on Page 69 • Reader Service 55

Perma Crete
1101 Menzler Rd.
Nashville, TN 37210
p: 615-331-9200 f: 615-263-0181
www.permacrete.com

The Plastiform Company
14114 S.E. 162 Pl.
Renton, WA 98058
p: 425-235-7580 f: 425-235-5152
www.plastiform.com
plastiform@plastiform.com

Plastic concrete forms: 4-, 6-, and 12-inch sizes, 12 feet and 16 feet long. Great for forming curves, they last for years and hundreds of times.

Polymax / Milamar Coatings LLC
12005 N. Virginia Ave.
Oklahoma City, OK 73120
p: 405-755-8454 f: 405-755-8450
www.polymax-us.com
polymax@casspolymers.com



Polytek Development Corp.
55 Hilton St.
Easton, PA 18042

p: 800-858-5990 f: 610-559-8626
www.polytek.com
sales@polytek.com

Leading manufacturer of liquid polyurethane and silicone rubbers for casting, forming & texturing decorative concrete.

Premier Garage Specialties
24015 N. 15th Ln.
Phoenix, AZ 85027

p: 480-483-3030 f: 480-483-7895
www.premiergarage.com
info@premiergarage.com

Preval
1300 North St.
Coal City, IL 60416

p: 815-634-5890 f: 815-634-5861
www.preval.com
teresa.chapman@preval.com

Proline Concrete Tools
2560 Jason Ct.
Oceanside, CA 92056

p: 800-795-4750 f: 760-758-2561
www.prolinestamps.com
nan@prolinestamps.com

Propex Concrete Solutions
6025 Lee Hwy., Ste. 425
Chattanooga, TN 37421

p: 423-892-8080 f: 423-892-0157
www.fibermesh.com
fibermesh@propexus.com

PROSOCO
3741 Greenway Cir.
Lawrence, KS 66046

p: 800-255-4255 f: 800-877-2700
www.prosoco.com
www.consolideck.com
customercare@prosoco.com

See our ad on Page 68 • Reader Service 33

ProSpec
8201 Arrowridge Blvd.
Charlotte, NC 28273

p: 800-334-0784 f: 704-529-5261
www.prospec.com

Pullman Ermator LLC
10702 N. 46th St.
Tampa, FL 33617

p: 800-232-2635 f: 813-971-6090
www.pullman-ermator.com
info@pullman-ermator.com

Puma Polymers
2003 Curtain Pole Rd.
Chattanooga, TN 37406

p: 423-697-0499 f: 423-697-0489
www.pumapolymers.com
info@pumapolymers.com

Pure Texture
3123-K Cedar Park Rd.
Greensboro, NC 27405

p: 336-698-9800 f: 336-698-9900
www.puretexture.com
info@puretexture.com

Q

Quaker Plastics
250 Rte. 61 S.
Schuylkill Haven, PA 17972

p: 570-385-4733
www.quakerplastic.com
info@quakerplastic.com

From concrete coping forms and stairs for swimming pools to control joints and drains for concrete, Quaker manufactures custom extruded, thermoformed and pressure-formed plastics.



Quest Building Products
1129 North Patt St.
Anaheim, CA 92801

p: 714-738-6640 f: 714-738-6950
www.questbuilding.com
brittany@questbuilding.com

Quikspray Inc.
P.O. Box 327
Port Clinton, OH 43452

p: 419-732-2611 f: 419-734-2628
www.quikspray.com
park@quikspray.com

R

Reimann & Georger Corp.
1849 Harlem Rd.
Buffalo, NY 14212

p: 800-742-8665 f: 716-895-1547
www.rgcproducts.com
sales@rgcproducts.com

Rhino Home Pro
9151 Rehco Rd.
San Diego, CA 92121

p: 800-422-2603 f: 858-450-5078
www.rhinohomepro.com
info@rhinolinings.com
See our ad on Page 51 • Reader Service 35

Richard's Paint Mfg. Co.
200 Paint St.
Rockledge, FL 32955

p: 321-636-6200 f: 321-633-0866
www.richardspaint.com
info@richardspaint.com



Riviera Brush Co.
4197 Lakeside Dr.
Richmond, CA 94806

p: 877-262-1570 / 510-262-1570
f: 510-222-4725
www.rivierabrush.com
sales@rivierabrush.com

Orange-Crete® brush line: distinct construction, fiber selection and uncompromised performance make it the brush of choice by concrete professionals for acid staining, faux finish and topical stains.

ROADWARE
MatchCrete™

Roadware
381 Bridgepoint Way
South St. Paul, MN 55075

p: 651-457-6122 f: 651-457-1420
www.concretemender.com
sales@concretemender.com

Roadware concrete repair products for decorative concrete. Match nearly any color with MatchCrete™ Clear crack, spall, or joint repair.

Rock & Water Creations
815 Fifth St.
Fillmore, CA 93015

p: 805-524-5600 f: 805-524-7339
www.rock-n-water.com
info@rock-n-water.com

Ruwac
54 Winter St.
Holyoke, MA 01040

p: 413-532-4030 f: 413-532-4039
www.concretevacuums.com
info@ruwac.com



Ryno Tools Supply Co.
21W301 Lake St.
Addison, IL 60101
p: 630-627-7075 f: 630-627-7910
www.rynotools.com
kellyn@rynotools.com

S

Safety StepTD Inc.
1725 Howard Pl.
Redlands, CA 92373
p: 866-723-3883 f: 909-514-1893
www.safetysteptd.com
HQ@safetysteptd.com

Sakrete
8201 Arrowridge Blvd.
Charlotte, NC 28273
p: 866-725-7383
www.sakrete.com
sakrete.sales@oldcastleapg.com

SASE Company Inc.
26423 79th Ave. S.
Kent, WA 98032
p: 800-522-2606 f: 877-762-0748
www.sasecompany.com
sales@sasecompany.com



**SCOTFIELD
SYSTEMS**

L.M. Scotfield Company
4155 Scotfield Rd.
Douglasville, GA 30134
p: 770-920-6000 f: 770-920-6060
www.scotfield.com
info@scotfield.com

See our ad on Inside Front Cover • Reader Service 37

Seal Pro Inc.
1503 Sage Rd.
Medford, OR 97501
p: 888-773-1914 f: 541-773-1914
sealpro@charter.net

The original Seal Pro; manufacturer of cutting-edge technology in coatings, cures and additives for the concrete and masonry surface and subsurface. Producer of the famous SP600™ and Super-Cure™

Seal'n Lock System Corp.
P.O. Box 340854
Tampa, FL 33694
p: 813-852-1500 f: 813-792-1610
www.sealnlock.com
info@sealnlock.com

Shaddan Group
Abu Dhabi - UAE
Al Ain - UAE
Abu Dhabi, 29075 United Arab Emirates
p: +971-2-446-3455 f: +971-2-446-3422
www.shaddangroup.com
shaddan@emirates.net.ae



Shepherd Color
4539 Dues Dr.
Cincinnati, OH 45246
p: 513-874-0714 f: 513-874-5061
www.shepherdcolor.com
salesusa@shepherdcolor.com

A fourth-generation, family-owned, premier U.S. manufacturer of Cobalt Blue, the most stable of all blues, and other dry powder colors for concrete, grout and stucco.

Sherwin-Williams
101 Prospect Ave. N.W.
Cleveland, OH 44115
p: 800-524-5979
www.sherwin-williams.com
sherwin-williams@clynch.com

SilPak Inc.
470 E. Bonita Ave.
Pomona, CA 91767
p: 909-625-0056 f: 909-625-0082
www.silpak.com
silpak@aol.com

Silicone, Urethane, Latex Rubbers, Resins, Epoxy, Clays, Wax, Tooling, Plasters, Hemp, Releases, Foams - One-stop shopping for rubber & plastic materials

Simple Solutions - Salt Roller Inc.
540 S. Meadows Dr.
Chandler, AZ 85224
p: 480-726-9891 f: 480-726-9891
www.saltrollers.com
bobzot@cox.net



SkimStone, a division of Rudd Company Inc.
1141 N.W. 50th St.
Seattle, WA 98107

p: 206-789-1000 f: 206-789-1001
www.skimstone.com
info@skimstone.com

SkimStone decorative concrete system applies over concrete floors, and with its 19 ColorPaks, color options are endless. And now introducing Milestone cementitious vertical overlayment, bringing an organic, Venetian plaster effect to surfaces. SkimStone and Milestone - Environmentally friendly solutions.

See our ad on Page 68 • Reader Service 39



Slip Industries Inc.
115 W. Stiegel St.
Manheim, PA 17545

p: 717-665-2139 f: 717-665-1774
www.slipindustries.com
charyl@slipindustries.com

Slip Industries is your best source for custom tools for concrete finishing. We make what you need to your specs. We make the Torpedo Groover™. We also manufacture the screeds with the welded endcaps. Check out our website to see our many other tools. www.slipindustries.com

Smith Paint Products
2200 Paxton St.
Harrisburg, PA 17111

p: 800-466-8781 f: 717-232-5199
www.smithpaints.com
info@smithpaints.com



Smooth-On Inc.
2000 Saint John St.
Easton, PA 18042

p: 610-252-5800 f: 610-252-6200
www.smooth-on.com
sales@smooth-on.com

Vytaflex mold rubber with exclusive V-Polymer gives you the advantage for casting concrete. Easy to use, production-tough molds render color-accurate castings everytime.



Solomon Colors
4050 Color Plant Rd.
Springfield, IL 62702

p: 217-522-3112 f: 217-522-3145

www.solomoncolors.com

See our ad on Page 43 • Reader Service 40

Something Better Co.
3230 E. Greenway Ln.
Phoenix, AZ 85032

p: 800-324-1719 f: 602-923-7169

www.betterpaths.com

sbctraining@betterpaths.com

SBC is a worldwide trainer in upscale decorative concrete products and systems. Training offered via hands-on, online, books and DVDs. Concrete Wall Panels, CabinetCrete, and Countertop products/systems available for purchase/training. Owner Bryan Gauthier teaches SBC/ Other systems to achieve a realistic look for rock, marble, granite, and amethyst.



SP Systems LLC
P.O. Box 7098
Santa Monica, CA 90406

p: 800-457-3440 / 310-449-1492

f: 310-449-6912

www.spsystemsllc.com

spsystems@spsystemsllc.com

SP Systems manufactures sprayers designed to serve the professional chemical application market in lawn and garden, turf, pest control, agricultural, industrial and construction markets. Our line includes backpack sprayers, compression sprayers, spot sprayers, ATV and trailer-mounted systems. We also offer steel-welded hose reels for air, high pressure and water.

See our ad on Page 21 • Reader Service 42

Spec-West Concrete Systems
10054 Mills Station Rd.
Sacramento, CA 95827

p: 916-361-1300 f: 916-361-1381

www.spec-west.com

swinfo@spec-west.com

Specialized Safety Products
4321 N. Knox Ave.
Chicago, IL 60641

p: 773-777-7100 f: 773-777-0909

www.specializedsafetyproducts.com

sales@specializedsafetyproducts.com

Specialty Concrete Products Inc.
1327 Lake Dogwood Dr.
West Columbia, SC 29170

p: 800-533-4702 f: 803-955-0011

www.scpusa.com

sales@scpusa.com



SpeedCove Inc. / Solid Rock Enterprises

5781 Pleasant Valley Rd.

El Dorado, CA 95623

p: 530-344-9000 f: 530-626-4467

www.speedcove.com

contact@speedcove.com

Original creators and manufacturers of SpeedCove products for epoxy and decorative flooring.

SpiderLath
130 Welsco Rd.
Smackover, AR 71762

p: 870-725-3902 f: 870-725-3563

www.spiderlath.com

info@spiderlath.com

SRI Concrete Products
2515 Commerce Dr.
P.O. Box 150
Rock Hill, SC 29731

p: 803-327-6880 f: 803-327-3872

www.sriconcrete.com

robellis@centuryreagents.com



The Stamp Store Inc.
121 N.E. 40th St.
Oklahoma City, OK 73105

p: 888-848-0059 f: 405-525-3367

www.thestampstore.com

info@thestampstore.com

The Stamp Store is the one stop for quality decorative concrete products. Specializing in training and technical support. We ship anywhere.

See our ad on Pages 72 & 73 • Reader Service 43

The L.S. Starrett Company
5965 Core Rd., Ste. 618
North Charleston, SC 29406

p: 843-746-3578 f: 843-747-7913

www.starrett.com

Stegmeier LLC
1111 W. Harris Rd.
Arlington, TX 76001

p: 800-382-5430 f: 800-356-3602

www.stegmeier.com

buds@stegmeier.com

Stone Construction Equipment Inc.
8662 Main St.
Honeoye, NY 14471

p: 800-888-9926 f: 585-229-2363

www.stone-equip.com

sceny@stone-equip.com

Stone Technologies Corp.
P.O. Box 2161
Cleveland, TN 37320

p: 423-503-4490 f: 425-732-0920

www.stonetechnologiesinc.com

info@stonetechnologiesinc.com

Subaru Robin America
905 Telser Rd.
Lake Zurich, IL 60047

p: 847-540-7300 f: 847-438-5012

www.subarupower.com

sales@robinamerica.com



Super Stone Inc.
1251 Burlington St.
Opa-Locka, FL 33054

p: 305-681-3561 f: 305-681-5106

www.superstone.com

superstone@superstone.com

Manufacturer of decorative concrete systems. Super Stone products are used worldwide.

See our ad on Back Cover • Reader Service 44

Super-Krete
1290 N. Johnson Ave., #101
El Cajon, CA 92020

p: 800-995-1716 f: 619-401-8288

www.super-crete.com

sales@super-crete.com

Super-Tek Products Inc.
25-44 Borough Pl.
Woodside, NY 11377

p: 718-278-7900 f: 718-204-6013

www.super-tek.com

info@super-tek.com

Superabrasive Inc.
9411 Jackson Trail Rd.
Hoschton, GA 30548

p: 800-987-8403 f: 678-714-6858

www.superabrasive.com

info@superabrasive.us



Sure Crete Design Products
15246 Citrus Country Dr.
Dade City, FL 35523-6003

p: 800-544-8488 f: 813-715-6564

www.surecretedesign.com

info@surecretedesign.com



Green leaf indicates supplier or producer of green products.

SURFACE

519

Surface 519
250 New York Ave.
Des Moines, IA 50313

p: 800-475-1975
 www.surface519.com
 info@surface519.com

See our ad on Page 68 • Reader Service 45

Surface Gel Tek
 663 W. 2nd Ave., #15
 Mesa, AZ 85210

p: 480-970-4580 f: 480-421-6322
 www.surfacegeltek.com
 info@surfacegeltek.com

Environmentally responsible, LEED-compliant gelled etching products for surface preparation, profiling, remediation, increasing slip resistance, removal of rust, mold, mildew, efflorescence, grease, oil, dirt and grime.

Surface Koatings Inc.
 12049A Lebanon Rd.
 Mount Juliet, TN 37122

p: 615-773-1616 f: 615-773-1457
 www.surfkoat.com
 info@srfkoat.com

Manufacturers of concrete sealers, stains, dyes, coatings, strippers, cleaners, waxes, liquid release agents, solvent based acrylic color packs and more.

Surfacing Technology
 14455 Boston St
 Brighton, CO 80602

p: 888-654-7866 f: 888-354-2097
 www.surfacingtechnology.com
 info@surfacingtechnology.com

Sustainable Paving Systems LLC
 8789 Auburn Folsom Rd., #108
 Granite Bay, CA 95746

p: 916-235-9088 f: 916-791-8894
 www.sustainablepavingsystems.com
 info@sustainablepavingsystems.com

T

Titan Tool
 1770 Fernbrook Ln.
 Plymouth, MN 55447

p: 800-526-5362 f: 800-528-4826
 www.titantool.com
 titan@titantool.com

Titancrete LLC
 24153 Sargeant Rd.
 San Diego, CA 92065

p: 760-828-2313
 www.titancrete.com
 plato@titancrete.com

Triangle Coatings Inc.
 4763 Bennett Dr.
 Livermore, CA 94551

p: 925-583-0800 f: 925-583-0880
 www.tricoat.com
 info@tricoat.com

Trimaco LLC
 2300 Gateway Centre Blvd., Ste. 200
 Morrisville, NC 27560-9699

p: 314-534-5005 f: 314-531-1723
 www.trimaco.com
 customerservice@trimaco.com

Triple-S Chemicals
 3464 Union Pacific Ave.
 Los Angeles, CA 90023

p: 323-261-7301 f: 323-261-5567
 www.concrete-stains.com
 info@ssschemical.com

Tufflex Polymers LLC
 10880 Poplar Ave.
 Fontana, CA 92337

p: 909-349-2016 f: 909-823-6309
 www.tufflexpolymers.com
 info@tufflexpolymers.com

Tuscan Stoneworx
 165 N. 1330 W., C-4
 Orem, UT 84057

p: 888-368-9494 f: 801-734-6959
 www.tuscanstoneworx.com
 www.envisionconcretecountertops.com
 ian@tuscanstoneworx.com

U

Ultra Concrete Coatings LLC
 P.O. Box 93487
 Phoenix, AZ 85070

p: 877-485-8721 f: 480-460-6671
 www.ultracrete.com
 info@ultracrete.com

United Gilsonite Laboratories
 1396 Jefferson Ave.
 P.O. Box 70
 Scranton, PA 18501-0070

p: 570-344-1202 f: 570-969-7634
 www.ugl.com
 sales@ugl.com

Urethane Polymers International
 10880 Poplar Ave.
 Fontana, CA 92337

p: 909-357-7200 f: 909-357-7215
 www.urethanepolymers.com
 info@urethanepolymers.com

US Saws
 11 High St.
 Suffield, CT 06078

p: 877-817-6687 f: 860-817-6687
 www.ussaws.com
 sales@ussaws.com

V

Vapor Guard Coating LLC
 24153 Sargeant Rd.
 San Diego, CA 92065

p: 760-828-2313
 www.vaporguardcoating.com
 dry@vaporguardcoating.com



Veron Coating Systems Inc.
1458 N. 26th Ave.
Phoenix, AZ 85009

p: 888-485-7300 f: 602-484-7313
 www.veroncoatings.com
 info@veroncoatings.com



Vexcon Chemicals
7240 State Rd.
Philadelphia, PA 19135

p: 215-332-7709 f: 215-332-9997
 www.vexcon.com
 sales@vexcon.com



Virginia Abrasives Corp.
 2851 Service Rd.
 Petersburg, VA 23805

p: 800-446-1805 f: 800-422-5336
 www.virginiaabrasives.com
 sales@virginiaabrasives.com

W

W.R. Meadows Inc.
300 Industrial Dr.
P.O. Box 338
Hampshire, IL 60140

p: 800-342-5976 f: 847-214-2154
 www.wrmeadows.com
 info@wrmeadows.com

See our ad on Page 15 • Reader Service 47



Wacker Neuson
N92 W15000 Anthony Ave.
Menomonee Falls, WI 53051

p: 800-770-0957
www.wackerneuson.com
mkd@wackerneuson.com

Wagman Metal Products Inc.
400 S. Albemarle St.
York, PA 17403

p: 717-854-2120 f: 717-854-4540
www.wagmanmetal.com
email@wagmanmetal.com

Wagner Electronics
326 Pine Grove Rd.
Rogue River, OR 97537

p: 541-582-0541 f: 541-582-4138
www.rapidrh.com
sales@wagnermeters.com

See our ad on Page 67 • Reader Service 48

Wells Cargo
1503 McNaughton Ave.
Elkhart, IN 46515

p: 574-264-9661 f: 574-264-5938
www.wellscargo.com
krichardson@wellscargo.com


WERKMASTER™
Ultra Floor Systems

WerkMaster
1448 Charlotte Rd.
North Vancouver, BC V7K 2P6
Canada

p: 866-373-9375 f: 604-990-9538
www.werkmaster.com
info@werkmaster.com

WerkMaster is the industry leader in concrete, stone and terrazzo floor preparation and refinishing technology. WerkMaster's Ultra Floor Systems combine WerkMaster's advanced PATENTED Octi-disc Technology with our Ultra Flex Plug n Go System and our industry-leading ULTRA floor finishing solutions.

See our ad on Page 80 • Reader Service 53



westcoat®
SPECIALTY COATING SYSTEMS

Westcoat
770 Gateway Center Dr.
San Diego, CA 92102

p: 800-250-4519 f: 619-262-8606
www.westcoat.com
info@westcoat.com

With over 25 years of industry experience, Westcoat offers innovative and durable surface solutions for the discriminating architect, contractor, specifier or property owner.

See our ad on Page 26 • Reader Service 50

WTS DECORATIVE CONCRETE SUPPLY INC.
"CHANGING THE WORLD'S VIEW OF CONCRETE"

WTS Decorative Concrete Supply Inc.
4983 B.U. Bowman Dr.
Buford, GA 30518

p: 770-945-2116 f: 770-945-2286
www.wtsdecorativeconcrete.com
info@wtsdecorativeconcrete.com

Southeastern distributor of decorative concrete products, including stains, high-performance coatings, countertop products, overlays, integral colors and more. Manufacturing and local training available!

Z



COUNTERFORM
CONCRETE COUNTERTOP SOLUTIONS

Z-Counterform
790 Northern Blvd., Ste. B
Clarks Summit, PA 18411

p: 570-587-3799 f: 570-586-7411
www.zcounterform.com
info@concretecountertopsolutions.com

Award-winning forming system for cast-in-place countertops. Five custom edge profiles to choose from. Simply snap off to reveal a beautiful edge.
See our ad on Page 71 • Reader Service 51

Classic Stains & Sealers

- Durable, long-lasting color
- Will not peel, crack or chip
- Low cost, easy maintenance
- Indoor and outdoor applications
- Variety of custom colors available

Distributors Wanted! **714-720-6954**
www.classicstains.com

Aqua Blue	Palm Green	Bronze	Almond	Terra Cotta
Rosewood	Rustic	Latté	Coffee	Black



Green leaf indicates supplier or producer of green products.

A

Accounting - Estimating Software (see Computer Software)**Acrylic Additives**

Ball Consulting Ltd.
Concrete Earth
 Decorative Concrete Supply Inc. S

Adhesives — General

Concrete Earth
 M3 Technologies Inc.

Adhesives — Epoxy

Abatron Inc.
Crown Polymers LLC
 Decorative Concrete Supply of MT S
 Dur-A-Flex Inc.
Elite Crete Systems
 M3 Technologies Inc.
The Stamp Store Inc. S
Super Stone Inc.

Adhesives — Polymer

All in Concrete LLC S
Crown Polymers LLC
 Decorative Concrete Supply of MT S
Elite Crete Systems
The Stamp Store Inc. S
Super Stone Inc.

Admixtures — Accelerator, Chloride

Concrete Earth

Admixtures — Accelerator, Nonchloride

Concrete Earth
The Stamp Store Inc. S

Admixtures — Air-entraining

Concrete Earth
The Stamp Store Inc. S

Admixtures — Countertops

CHENG Concrete
 Concrete Countertop Specialties S
Concrete Earth
Concrete Solutions Inc. S
 Decorative Concrete Supply of MT S
Elite Crete Systems
 enCounter
 Fishstone S
 Something Better Co. S
The Stamp Store Inc. S

Admixtures - Integral Color (see Pigment)**Admixtures — Polymer**

Ball Consulting Ltd.
Concrete Earth
Concrete Solutions Inc. S
Elite Crete Systems
 Something Better Co. S
The Stamp Store Inc. S

Admixtures — Retarding

Concrete Earth
The Stamp Store Inc. S
Super Stone Inc.
Vexcon Chemicals

Admixtures — Super-plasticizers

Ball Consulting Ltd.
 Concrete Countertop Specialties S
Concrete Earth
 Decorative Concrete Supply of MT S
The Stamp Store Inc. S

Admixtures — Water-reducing

Ball Consulting Ltd.
 Concrete Countertop Specialties S
Concrete Earth
 Decorative Concrete Supply of MT S

Aggregates (see also Color Additives) — Colored Glass

Concrete Countertop Specialties S
 Decorative Concrete Supply Inc. S
 Delta Performance Products

Aggregates (see also Color Additives) — Colored Sand

Crown Polymers LLC
 Decorative Concrete Supply of MT S
 Delta Performance Products
 Dur-A-Flex Inc.

Aggregates (see also Color Additives) — Colored Stone

Concrete Countertop Specialties S
Crown Polymers LLC
 Decorative Concrete Supply Inc. S
 Delta Performance Products

Aggregates (see also Color Additives) — Marble Chip

The Stamp Store Inc. S

Aggregates (see also Color Additives) — Photoluminescent Sand

Ambient Glow Technology

Aggregates (see also Color Additives) — Photoluminescent Stone

Ambient Glow Technology

Air Compressors — Portable

FRP Equipment.com Inc.

Angle Grinders (see also Grinders)

Alpha Professional Tools
 Concrete Countertop Specialties S
 Decorative Concrete Supply Inc. S
 Kretus Group S
 Quest Building Products S

Antiquing Agents (see also Color or Sealers)

Concrete Earth
 Concrete Mosaics Inc.
 Concretech
 Decorative Concrete Supply Inc. S
Elite Crete Systems
Proline Concrete Tools
The Stamp Store Inc. S
Super Stone Inc.

Apparel (see Clothing)**Applicators — Brushes**

Decorative Concrete Supply Inc. S
 The Malish Corporation
Midwest Rake Company LLC
The Stamp Store Inc. S

Applicators — Gauge Rakes

Concrete Solutions Inc. S
 Decorative Concrete Supply Inc. S
 Decorative Concrete Supply of MT S
 Kraft Tool Co.*
Midwest Rake Company LLC
The Stamp Store Inc. S

Applicators — Mops

Decorative Concrete Supply Inc. S
The Stamp Store Inc. S
WerkMaster

Applicators — Pads

Decorative Concrete Supply Inc. S
 Padco Inc.

Applicators — Ribbed Rollers

Decorative Concrete Supply of MT S
Midwest Rake Company LLC

Applicators — Roller Covers (nonshedding)

Decorative Concrete Supply Inc. S
Midwest Rake Company LLC
 Padco Inc.

The Stamp Store Inc. S

Applicators — Roller Frames

Decorative Concrete Supply Inc. S
Midwest Rake Company LLC
 Padco Inc.
The Stamp Store Inc. S

Applicators — Roller Trays

Decorative Concrete Supply Inc. S
 Padco Inc.
The Stamp Store Inc. S

Applicators — Smoothers/Spreaders

Decorative Concrete Supply Inc. S
Midwest Rake Company LLC
 Padco Inc.
The Stamp Store Inc. S

Applicators — Sponges (natural)

Decorative Concrete Supply Inc. S

Applicators — Squeegees/Blades

Decorative Concrete Supply Inc. S
 Decorative Concrete Supply of MT S
Midwest Rake Company LLC
The Stamp Store Inc. S

Artificial Rock (see Rock-Making Materials or Vertical Overlays)

B

Bonding Adhesives/Primers — Epoxy

Abatron Inc.
Concrete Earth
 Concretech
 Decorative Concrete Supply of MT S
Elite Crete Systems
The Stamp Store Inc. S
Super Stone Inc.
Westcoat

Bonding Adhesives/Primers — Latex

Concretech
 Decorative Concrete Supply Inc. S
The Stamp Store Inc. S
Westcoat

Bonding Adhesives/Primers — Polymer-modified

All in Concrete LLC S
 Ball Consulting Ltd.
Concrete Earth
 Decorative Concrete Supply Inc. S

Decorative Concrete Supply of MT S
Elite Crete Systems
The Stamp Store Inc. S
Super Stone Inc.
Westcoat

Brooms/Brushes — Concrete Texturing

Decorative Concrete Supply of MT S
 Kraft Tool Co.*
 The Malish Corporation
The Stamp Store Inc. S

Business Opportunities (see also Franchises)

BOLDStone
Elite Crete Systems
Engrave-A-Crete
 Green Umbrella

C

Caulking — Flexible

Decorative Concrete Supply Inc. S
Westcoat

Caulking — Tintable

Metzger/McGuire

Caulking — Waterproofing

Westcoat

Cement — Grey

Ball Consulting Ltd.

Cement — Pozzolans

Ball Consulting Ltd.
 Delta Performance Products
 Fishstone S

Cement — Specialty

Ball Consulting Ltd.
Concrete Earth
 Delta Performance Products
 Lehigh White Cement
 Something Better Co. S
Westcoat

Cement — White

Ball Consulting Ltd.
 Delta Performance Products
 Lehigh White Cement

Chisels

The Stamp Store Inc. S

Cleaning Equipment — Abrasive

M3 Technologies Inc.
 Virginia Abrasives Corp.

Cleaning Equipment — Microabrasive

M3 Technologies Inc.

Cleaning Equipment — Scrubbers

Aztec Products Inc.
 M3 Technologies Inc.

Cleaning Equipment — Steam

M3 Technologies Inc.

Cleaning Equipment — Vacuums (see Vacuums)

Cleaning Solutions — Algaecides/Fungicides

Surface Gel Tek

Cleaning Solutions — Cleaners/Degreasers

Abatron Inc.
All in Concrete LLC S
Ameripolish SureLock Dye
 Clemons Concrete Coatings
Concrete Earth
 Concrete Mosaics Inc.
Concrete Resurrection S
Concrete Texturing Tool & Supply S
 Decorative Concrete Supply Inc. S
 Decorative Concrete Supply of MT S
 Diamond Tec
Franmar Chemical
 Lythic Solutions Inc.
 M3 Technologies Inc.
The Stamp Store Inc. S
 Surface Gel Tek
WerkMaster
 WTS Decorative Concrete Supply Inc. S

Cleaning Solutions — Concrete Dissolvers

All in Concrete LLC S
Concrete Earth
 Concrete Mosaics Inc.
 Diamond Tec
The Stamp Store Inc. S
WerkMaster

Cleaning Solutions — Efflorescence Removers

Abatron Inc.
All in Concrete LLC S
Concrete Earth
 Concrete Mosaics Inc.
Franmar Chemical
 M3 Technologies Inc.
 Surface Gel Tek

Cleaning Solutions — Mold/Mildew Removers

Concrete Mosaics Inc.
 M3 Technologies Inc.
 Surface Gel Tek

Cleaning Solutions — Oil/ Stain Removers

All in Concrete LLC S
Concrete Earth
 Concrete Mosaics Inc.
 Decorative Concrete Supply Inc. S
 Decorative Concrete Supply of MT S
 Surface Gel Tek
Vexcon Chemicals
WerkMaster

Cleaning Solutions — Rust, Remediation

Abatron Inc.
Concrete Earth
 Surface Gel Tek

Cleaning Solutions — Scrubbers

M3 Technologies Inc.

Cleaning Solutions — Surface Prep

All in Concrete LLC S
Concrete Earth
 Concrete Mosaics Inc.
Concrete Texturing Tool & Supply S
 Decorative Concrete Supply Inc. S
 Eco Safety Products
Kut-Rite
 M3 Technologies Inc.
 Surface Gel Tek

Clothing — Gloves

Midwest Rake Company LLC

Clothing — Gloves (disposable)

Concrete Countertop Specialties S

Clothing — Promotional Hats/Shirts

The Stamp Store Inc. S

Clothing — Shoes/Rubber Boots

Concrete Countertop Specialties S
 Decorative Concrete Supply of MT S
Midwest Rake Company LLC

Coatings (see also Sealers) — 100% Solids Polyester UV

Surface 519

Coatings (see also Sealers) — Acrylic Concrete Paint

Concrete Earth
 Concrete Jungle S
Concrete Solutions Inc. S
Concrete Texturing Tool & Supply S
 Decorative Concrete Supply Inc. S
Elite Crete Systems
 Multicolor Specialties Inc.
Westcoat

Coatings (see also Sealers) — Antigraffiti

Concrete Texturing Tool & Supply S
 FLEXMAR Coatings

Coatings (see also Sealers) — Colored Quartz

Abatron Inc.
 Arizona Polymer Flooring
 Concrete Jungle S
Concrete Texturing Tool & Supply S
Crown Polymers LLC
 Decorative Concrete Supply Inc. S
 Decorative Concrete Supply of MT S
 Dur-A-Flex Inc.
Miracote by Crossfield Products Corp.
The Stamp Store Inc. S
Westcoat

Coatings (see also Sealers) — Epoxy

Abatron Inc.
All in Concrete LLC S
 Arizona Polymer Flooring
 Concrete Countertop Specialties S
Concrete Earth
 Concrete Jungle S
Concrete Solutions Inc. S
Concrete Texturing Tool & Supply S
Crown Polymers LLC
 Decorative Concrete Supply Inc. S
 Decorative Concrete Supply of MT S
 Dur-A-Flex Inc.
Elite Crete Systems
 Kretus Group S
 L & D Enterprises S
Miracote by Crossfield Products Corp.
 Quest Building Products S
The Stamp Store Inc. S
Super Stone Inc.
Vexcon Chemicals
Westcoat

Coatings (see also Sealers) — Liquid Metal (see also Metallic Powder)

Concrete Jungle	S
Elite Crete Systems	
Kretus Group	S
Nawkaw Corporation	
Quest Building Products	S
Westcoat	

Coatings (see also Sealers) — Mineral (inorganic)

Concrete Texturing Tool & Supply	S
Crown Polymers LLC	
Nawkaw Corporation	

Coatings (see also Sealers) — Photoluminescent

Ambient Glow Technology	
Concrete Jungle	S

Coatings (see also Sealers) — Polyaspartics

All in Concrete LLC	S
Arizona Polymer Flooring	
Concrete Earth	
Concrete Jungle	S
Concrete Mosaics Inc.	
Concrete Solutions Inc.	S
Concrete Texturing Tool & Supply	S
Decorative Concrete Supply of MT	S
Dur-A-Flex Inc.	
Elite Crete Systems	
FLEXMAR Coatings	
Kretus Group	S
L & D Enterprises	S
One Day Floors	
Quest Building Products	S
The Stamp Store Inc.	S

Coatings (see also Sealers) — Reflective Granules

Concrete Jungle	S
Elite Crete Systems	

Coatings (see also Sealers) — Rubberized/Nonskid

All in Concrete LLC	S
Concrete Jungle	S
Concretech	
Eco Safety Products	

Coatings (see also Sealers) — Special Effects

BOLDStone	
Concrete Earth	
Concrete Jungle	S
Crown Polymers LLC	
Decorative Concrete Supply of MT	S
Elite Crete Systems	
FLEXMAR Coatings	

Miracote by Crossfield Products Corp.

Multicolor Specialties Inc.	
Skimstone division of Rudd Co., Inc.	
Surface 519	

Color Additives — Reflective Granules (see also Pigment or Antiquing Agents)

Decorative Concrete Supply Inc.	S
Decorative Concrete Supply of MT	S
Elite Crete Systems	
Shepherd Color	

Color Dispensers/Blenders — Ready-mix

Butterfield Color Inc.	
-------------------------------	--

Color Hardeners/Dry Shake Colors

Butterfield Color Inc.	
Concrete Earth	
Concrete Mosaics Inc.	
Concrete Texturing Tool & Supply	S
Concretech	
Decorative Concrete Supply Inc.	S
Decorative Concrete Supply of MT	S
Elite Crete Systems	
INNOTECH Decorative Concrete Products	
Proline Concrete Tools	
L.M. Scofield Company	
The Stamp Store Inc.	S
Super Stone Inc.	

Color Release Agents — Dry

Butterfield Color Inc.	
Concrete Earth	
Concrete Mosaics Inc.	
Concrete Solutions Inc.	S
Concrete Texturing Tool & Supply	S
Concretech	
The Contractor Source	S
Decorative Concrete Supply Inc.	S
Decorative Concrete Supply of MT	S
Elite Crete Systems	
Kraft Tool Co.*	
Proline Concrete Tools	
The Stamp Store Inc.	S
Super Stone Inc.	

Color Release Agents — Liquid (see also Liquid Release)

Concrete Earth	
Concrete Mosaics Inc.	
Concrete Solutions Inc.	S
Concrete Texturing Tool & Supply	S
Concretech	
Decorative Concrete Supply Inc.	S
Decorative Concrete Supply of MT	S

Elite Crete Systems Super Stone Inc.

Color Restoration Coatings — General (see also Epoxy)

Concrete Texturing Tool & Supply	S
Crown Polymers LLC	
Decorative Concrete Supply Inc.	S
Elite Crete Systems	
Nawkaw Corporation	

Communication Equipment/ Services

The Stamp Store Inc.	S
-----------------------------	---

Compaction Equipment — Plate Type

Stone Construction Equipment Inc.	
-----------------------------------	--

Compaction Equipment — Ram Type

Stone Construction Equipment Inc.	
-----------------------------------	--

Computer Software — Business Management

Surface 519	
--------------------	--

Computer Software — Design Programs

Concrete Solutions Inc.	S
--------------------------------	---

Computer Software — Estimating

Decorative Concrete Supply of MT	S
----------------------------------	---

Concrete Coloring (see Pigments)

Concrete Countertops — Additives

Ball Consulting Ltd.	
CHENG Concrete	
Concrete Countertop Specialties	S
Concrete Jungle	S
Concrete Solutions Inc.	S
Concrete Texturing Tool & Supply	S
Decorative Concrete Supply of MT	S
Delta Performance Products	
enCounter	
Something Better Co.	S
The Stamp Store Inc.	S
Westcoat	

Concrete Countertops — Admixtures

Ball Consulting Ltd.	
CHENG Concrete	
Concrete Countertop Specialties	S
Concrete Earth	
Concrete Jungle	S
Concrete Texturing Tool & Supply	S
Decorative Concrete Supply of MT	S
Delta Performance Products	

Fishstone	S
Something Better Co.	S
The Stamp Store Inc.	S
Westcoat	

Concrete Countertops — Aggregate

Ambient Glow Technology	
CHENG Concrete	
Concrete Countertop Specialties	S
Concrete Jungle	S
Concrete Texturing Tool & Supply	S
Decorative Concrete Supply Inc.	S
Delta Performance Products	
Fishstone	S
Something Better Co.	S

Concrete Countertops — Coatings

Clemons Concrete Coatings	
Concrete Earth	
Concrete Jungle	S
Concrete Texturing Tool & Supply	S
Decorative Concrete Supply Inc.	S
Decorative Concrete Supply of MT	S
Elite Crete Systems	
FLEXMAR Coatings	
Kemiko Decorative & Industrial Coatings	
Multicolor Specialties Inc.	
Nawkaw Corporation	
The Stamp Store Inc.	S
Surface 519	
WerkMaster	
Westcoat	

Concrete Countertops — Designs

CHENG Concrete	
Concrete Jungle	S
Concrete Texturing Tool & Supply	S
Decorative Concrete Supply Inc.	S
Modello Designs	
Something Better Co.	S

Concrete Countertops — Edge Forms (textured)

Colledi Designs	
Concrete Jungle	S
Concrete Solutions Inc.	S
Concrete Texturing Tool & Supply	S
The Contractor Source	S
Decorative Concrete Supply Inc.	S
enCounter	
Polytek Development Corp.	
Something Better Co.	S
The Stamp Store Inc.	S

Concrete Countertops — Embossing Liners

Colledi Designs	
Decorative Concrete Supply Inc.	S

**Concrete Countertops
— Fabrication**

Concrete Jungle S
Leitch & Co. / Intertool S

**Concrete Countertops
— Forms**

Butterfield Color Inc.
 CHENG Concrete
 Concrete Jungle S
 Decorative Concrete Supply Inc. S
 enCounter
 Kretus Group S
 Polytek Development Corp.
 Quest Building Products S
 Something Better Co. S
The Stamp Store Inc. S
Sure Crete Design Products
Z-Counterform

**Concrete Countertops
— Instructional Products
(Books & DVD)**

CHENG Concrete
 The Concrete Countertop Institute
 Decorative Concrete Supply Inc. S
 Delta Performance Products
 Something Better Co. S
The Stamp Store Inc. S

**Concrete Countertops
— Mechanical Finishing
Trowels**

Concrete Texturing Tool & Supply S

**Concrete Countertops
— Mixtures**

Butterfield Color Inc.
 CHENG Concrete
Concrete Earth
 Concrete Jungle S
 The Contractor Source S
 Decorative Concrete Supply Inc. S
 Delta Performance Products
Elite Crete Systems
 enCounter
 Something Better Co. S
The Stamp Store Inc. S
 WTS Decorative Concrete Supply Inc. S

**Concrete Countertops
— Multiple Color Systems**

CHENG Concrete
 Concrete Jungle S
 Decorative Concrete Supply of MT S
 Delta Performance Products
 enCounter
Skimstone division of Rudd Co., Inc.
 Something Better Co. S
The Stamp Store Inc. S

**Concrete Countertops
— Reinforcement**

Ball Consulting Ltd.
 CHENG Concrete
 Concrete Jungle S
 Decorative Concrete Supply Inc. S
 Delta Performance Products
 enCounter
 Fishstone S
The Stamp Store Inc. S

**Concrete Countertops
— Resurfacing**

BOLDStone
 Concrete Jungle S
Concrete Texturing Tool & Supply S
 Decorative Concrete Supply Inc. S
 Decorative Concrete Supply of MT S
 Dependable Floor Products Inc.
Elite Crete Systems
 enCounter
 M3 Technologies Inc.
 Something Better Co. S
WerkMaster
Westcoat

**Concrete Countertops —
Sealers (see also Sealers)**

CHENG Concrete
 Concrete Countertop Specialties S
 Concrete Jungle S
Concrete Texturing Tool & Supply S
Crown Polymers LLC
 Decorative Concrete Supply Inc. S
 Decorative Concrete Supply of MT S
 Delta Performance Products
 Eco Safety Products
Elite Crete Systems
 enCounter
 Fishstone S
 FLEXMAR Coatings
Kemiko Decorative & Industrial Coatings
Miracote by Crossfield Products Corp.
 Something Better Co. S
The Stamp Store Inc. S
Super Stone Inc.
Sure Crete Design Products
WerkMaster
Westcoat

**Concrete Countertops
— Sink Molds**

CHENG Concrete
 Colledi Designs
 Concrete Jungle S
Concrete Texturing Tool & Supply S
 Decorative Concrete Supply Inc. S
 Decorative Concrete Supply of MT S
 enCounter
 Fishstone S

Polytek Development Corp.
The Stamp Store Inc. S
Sure Crete Design Products

**Concrete Countertops
— Stains**

CHENG Concrete
 Concrete Jungle S
 Decorative Concrete Supply Inc. S
 Decorative Concrete Supply of MT S
 Eco Safety Products
Elite Crete Systems
 enCounter
 FLEXMAR Coatings
Kemiko Decorative & Industrial Coatings
 Kretus Group S
 Quest Building Products S
 Something Better Co. S
The Stamp Store Inc. S
Super Stone Inc.
Z-Counterform

**Concrete Countertops
— Tables, Fabricating**

Concrete Countertop Specialties S

**Concrete Countertops
— Tables, Vibrating**

Armcon Molds USA

**Concrete Countertops
— Training**

Ball Consulting Ltd.
 CHENG Concrete
 Concrete Jungle S
Concrete Solutions Inc. S
Concrete Texturing Tool & Supply S
 Decorative Concrete Supply Inc. S
 Decorative Concrete Supply of MT S
Elite Crete Systems
 enCounter
Kemiko Decorative & Industrial Coatings
 Something Better Co. S
The Stamp Store Inc. S
Sure Crete Design Products

**Concrete Countertops
— Transport Carts**

Concrete Countertop Specialties S

**Concrete Countertops
— Waxes**

CHENG Concrete
 Concrete Countertop Specialties S
 Concrete Jungle S
 Decorative Concrete Supply Inc. S
 enCounter
Kemiko Decorative & Industrial Coatings
 M3 Technologies Inc.
Skimstone division of Rudd Co., Inc.

Z-Counterform**Concrete Curbing
— Colorants (see also
Pigment or Stains)**

Decorative Concrete Supply Inc. S
Elite Crete Systems

Concrete Curbing — Forms

Metal Forms Corp.

**Concrete Curbing —
Stamps/Textures**

Decorative Concrete Supply Inc. S

Concrete Finishing Aids

Concrete Earth
The Stamp Store Inc. S

**Concrete Mixers (see
Mixers, Concrete)****Concrete Mixes — Bag**

Concrete Earth
 Concrete Jungle S
Concrete Solutions Inc. S
Concrete Texturing Tool & Supply S
 Concretech
 Decorative Concrete Supply Inc. S
 Decorative Concrete Supply of MT S
Elite Crete Systems
 Something Better Co. S
Sure Crete Design Products

**Concrete Mixes — Bag
(countertops)**

Ball Consulting Ltd.
 Concrete Jungle S
Concrete Texturing Tool & Supply S
 Decorative Concrete Supply Inc. S
 Decorative Concrete Supply of MT S
 Delta Performance Products
Elite Crete Systems
 enCounter
 Fishstone S
 Something Better Co. S
The Stamp Store Inc. S
Sure Crete Design Products
Surface 519

**Concrete Mixes —
Lightweight**

Ball Consulting Ltd.
 Concrete Jungle S
 Decorative Concrete Supply Inc. S
 Something Better Co. S
Sure Crete Design Products

**Concrete Mixes — Self-
consolidating**

Concrete Jungle S

Concrete Mixes — Self-leveling**Concrete Earth**

Concrete Jungle S

Concrete Texturing Tool & Supply S

Concrettech

Decorative Concrete Supply Inc. S

Dur-A-Flex Inc.

Kretus Group S

Quest Building Products S

Westcoat**Concrete Molds — Balustrades**

Armcon Molds USA

Nawkaw Corporation

Concrete Molds — Columns

Armcon Molds USA

Concrete Jungle S

Nawkaw Corporation

Concrete Molds — Cornices

Armcon Molds USA

Concrete Molds — Fencing

Armcon Molds USA

Nawkaw Corporation

Polytek Development Corp.

Smooth-On Inc.

Concrete Molds — Fountains

Armcon Molds USA

Concrete Jungle S

Concrete Molds — Furniture

Armcon Molds USA

Concrete Jungle S

Decorative Concrete Supply Inc. S

Concrete Molds — Mantels

Armcon Molds USA

Colledi Designs

Concrete Jungle S

Concrete Molds — Pavers

Armcon Molds USA

Polytek Development Corp.

Concrete Molds — Planters

Armcon Molds USA

Concrete Jungle S

Decorative Concrete Supply Inc. S

Concrete Molds — Rocks

Armcon Molds USA

Concrete Jungle S

Super Stone Inc.**Concrete Molds — Sinks, Drains, Faucet Knockouts**

Armcon Molds USA

Concrete Jungle S

Concrete Solutions Inc. S**Concrete Texturing Tool & Supply** S

Decorative Concrete Supply Inc. S

enCounter

Z-Counterform**Concrete Molds — Stone Veneers**

Armcon Molds USA

Concrete Jungle S

Nawkaw Corporation

Polytek Development Corp.

Smooth-On Inc.

Something Better Co. S

Concrete Molds — Tile

Armcon Molds USA

Concrete Jungle S

Nawkaw Corporation

Polytek Development Corp.

Concrete Molds — Walls (see also Forms)

Armcon Molds USA

Concrete Jungle S

Decorative Concrete Supply Inc. S

Nawkaw Corporation

Something Better Co. S

Concrete Placers**Concrete Texturing Tool & Supply** S**Midwest Rake Company LLC****Concrete Pump Primers****The Stamp Store Inc.** S**Concrete Pumping Aids****The Stamp Store Inc.** S**Concrete Pumps****FRP Equipment.com Inc.**

Quikspray Inc.

Concrete Resurfacing (see Overlays or Underlayments)**Consolidation Tools (see Vibratory Equipment)****Consultants — Decorative Concrete****Concrete Texturing Tool & Supply** S

Decorative Concrete Supply Inc. S

Dur-A-Flex Inc.

Elite Crete Systems

enCounter

Something Better Co. S

The Stamp Store Inc. S**Consultants — On-Site Training**

Concrete Jungle S

Consultants — Training**Ameripolish SureLock Dye**

Ball Consulting Ltd.

ColorJuice

The Concrete Countertop Institute

Concrete Texturing Tool & Supply S

Decorative Concrete Supply Inc. S

Elite Crete Systems

enCounter

Something Better Co. S

Surface 519**Control Joint Systems — Sealants (see also Joint Fillers & Sealants)****Crown Polymers LLC**

Metzger/McGuire

Crack Repair — Fillers

Abatron Inc.

Clemons Concrete Coatings

Concrete Earth**Concrete Solutions Inc.** S**Crown Polymers LLC**

Decorative Concrete Supply of MT S

Elite Crete Systems

Metzger/McGuire

Miracote by Crossfield Products Corp.

One Day Floors

The Stamp Store Inc. S**Super Stone Inc.****WerkMaster****Westcoat****Crack Repair — Injection Resins**

Abatron Inc.

Concrete Earth**Crown Polymers LLC**

Decorative Concrete Supply of MT S

Metzger/McGuire

Westcoat**Crack-chasing Saws — Hand-held**

Alpha Professional Tools

Concrete Texturing Tool & Supply S

Kretus Group S

Quest Building Products S

Crack-chasing Saws — Wheel-mounted (see also Saws)**Concrete Texturing Tool & Supply** S**Curing Blankets — Wet Curing**

Concrete Countertop Specialties S

Concrete Texturing Tool & Supply S**Curing Compounds**

Ball Consulting Ltd.

Concrete Earth

Concrete Mosaics Inc.

Concrete Texturing Tool & Supply S

Concrettech

L.M. Scofield Company**Vexcon Chemicals****D****Densifiers****Ameripolish SureLock Dye**

Concrete Countertop Specialties S

Concrete Earth

Concrete Mosaics Inc.

Decorative Concrete Supply Inc. S

Green Umbrella

Kut-Rite

Lythic Solutions Inc.

M3 Technologies Inc.

The Malish Corporation

L.M. Scofield Company**The Stamp Store Inc.** S**Surface 519****Vexcon Chemicals****WerkMaster****Drains — Trenches, Grates (see also Water Drainage)**

Decorative Concrete Supply Inc. S

Drills — Core/Tile

Alpha Professional Tools

Dry-shake (see Color Hardeners)**Dust Containment/Control (see also Vacuums)**

Alpha Professional Tools

Dust Collection Products**WerkMaster****Dyes (see Stains — Dyes)****E****Education/Training Services (see Training Videos)****Engraving**

Engrave-A-Crete

Engraving — Photoengraving (see also Sandblasting)

Engrave-A-Crete

Nawkaw Corporation

Engraving Tools

Alpha Professional Tools

Concrete Resurrection S**Engrave-A-Crete****Engraving Tools — Circle Engraving Tool**

Alpha Professional Tools

Engrave-A-Crete**Engraving Tools — Needle Scalers****Dust Collection Products****Engrave-A-Crete****Engraving Tools — Photoengraving****Engrave-A-Crete**

Nawkaw Corporation

Epoxy — Acrylic Urethane

Arizona Polymer Flooring

Concrete Earth**Concrete Solutions Inc.** S**Concrete Texturing Tool & Supply** S

Decorative Concrete Supply Inc. S

Dur-A-Flex Inc.

Elite Crete Systems**Vexcon Chemicals****Westcoat****Epoxy — Aggregate**

Ambient Glow Technology

Concrete Jungle S

Crown Polymers LLC

Decorative Concrete Supply Inc. S

Dur-A-Flex Inc.

Westcoat**Epoxy — Aliphatic Acrylic****Concrete Earth**

Concrete Jungle S

Concrete Texturing Tool & Supply S**Crown Polymers LLC**

Decorative Concrete Supply Inc. S

Elite Crete Systems**Kemiko Decorative & Industrial Coatings****Miracote by Crossfield Products Corp.****Vexcon Chemicals****Westcoat****Epoxy — Cycloaliphatic Coatings**

Abatron Inc.

Arizona Polymer Flooring

Decorative Concrete Supply Inc. S

Decorative Concrete Supply of MT S

Elite Crete Systems

Kretus Group S

Quest Building Products S

Epoxy — Liquid Thickeners**Westcoat****Epoxy — Moisture Barriers**

Arizona Polymer Flooring

Concrete Earth**Concrete Texturing Tool & Supply** S**Crown Polymers LLC**

Decorative Concrete Supply of MT S

Dependable Floor Products Inc.

Dur-A-Flex Inc.

Elite Crete Systems**Vexcon Chemicals****Westcoat****Epoxy — Polyamide Coatings**

Abatron Inc.

Concrete Texturing Tool & Supply S**Crown Polymers LLC**

Decorative Concrete Supply Inc. S

Elite Crete Systems**Miracote by Crossfield Products Corp.****Super Stone Inc.****Westcoat****Epoxy (base) — Acrylic Coating****Concrete Earth**

Concrete Jungle S

Concrete Texturing Tool & Supply S

Decorative Concrete Supply Inc. S

Dur-A-Flex Inc.

Elite Crete Systems**Kemiko Decorative & Industrial Coatings****Westcoat****Epoxy (base) — Custom Tints**

Arizona Polymer Flooring

Concrete Earth

Decorative Concrete Supply of MT S

Elite Crete Systems**Westcoat****Epoxy (base) — Metallic Coatings****Concrete Earth****Concrete Texturing Tool & Supply** S**Crown Polymers LLC**

Decorative Concrete Supply of MT S

Elite Crete Systems**Westcoat****Epoxy (base) — Opaque Coatings (two-part)**

Abatron Inc.

Arizona Polymer Flooring

Crown Polymers LLC

Decorative Concrete Supply Inc. S

Decorative Concrete Supply of MT S

Elite Crete Systems**Miracote by Crossfield Products Corp.****Surface 519****Westcoat****Epoxy (base) — Pastes & Gels**

Arizona Polymer Flooring

Crown Polymers LLC**Westcoat****Epoxy (base) — Polyurea****Concrete Earth**

Concrete Jungle S

Crown Polymers LLC

Decorative Concrete Supply Inc. S

Decorative Concrete Supply of MT S

Dur-A-Flex Inc.

Metzger/McGuire

Westcoat**Epoxy (base) — Polyurethane**

Abatron Inc.

Arizona Polymer Flooring

Concrete Earth

Concrete Jungle S

Concrete Solutions Inc. S**Concrete Texturing Tool & Supply** S**Crown Polymers LLC**

Decorative Concrete Supply Inc. S

Decorative Concrete Supply of MT S

Elite Crete Systems**Kemiko Decorative & Industrial Coatings**

L & D Enterprises S

Westcoat**Epoxy (base) — Vinyl Flake Systems**

Arizona Polymer Flooring

Concrete Solutions Inc. S**Crown Polymers LLC**

Decorative Concrete Supply Inc. S

Decorative Concrete Supply of MT S

Elite Crete Systems**Miracote by Crossfield Products Corp.**

One Day Floors

Quest Building Products S

Westcoat**Epoxy/Polyurea Spatter Systems****Crown Polymers LLC**

Decorative Concrete Supply Inc. S

Dur-A-Flex Inc.

FRP Equipment.com Inc.**Estimating (see Computer Software — Estimating)****Etching Solutions — Gels**

Decorative Concrete Supply Inc. S

Decorative Concrete Supply of MT S

Surface Gel Tek

Etching Solutions — Liquids**Concrete Earth**

Eco Safety Products

Franmar Chemical**Expansion Joints — Fillers****Crown Polymers LLC**

Metzger/McGuire

Eye Protection — Glasses/Face Shields

Alpha Professional Tools

Concrete Countertop Specialties S

F**Faux Finishing Tools (see also Applicators of Trowels)**

Decorative Concrete Supply Inc. S

Something Better Co. S

SP Systems LLC**Float Pans (see Power Trowels)****Floats — Border, Raised Edge****Concrete Texturing Tool & Supply** S**Midwest Rake Company LLC****Floats — Extension Poles****Concrete Texturing Tool & Supply** S

Padco Inc.

The Stamp Store Inc. S**Floats — Magnesium****Concrete Texturing Tool & Supply** S

Decorative Concrete Supply Inc. S

Kraft Tool Co.®

The Stamp Store Inc. S**Floats — Resin****Concrete Texturing Tool & Supply** S**The Stamp Store Inc.** S**Floats — Urethane****Concrete Texturing Tool & Supply** S**Floats — Wood (see also Trowels)****Concrete Texturing Tool & Supply** S**The Stamp Store Inc.** S

Floor Coatings (see Epoxies or Overlays)**Floor Hardeners (see Densifiers)****Floor Machines — Buffers**

Green Umbrella
M3 Technologies Inc.

Floor Machines — Planetary Buffers

Concrete Countertop Specialties S
M3 Technologies Inc.
National Surface Preparation Equipment

Floor Machines — Planetary Scrubbers

M3 Technologies Inc.

Floor Sanders — Planetary (see also Sanding)

Kut-Rite
M3 Technologies Inc.
National Surface Preparation Equipment
WerkMaster

Floor Strippers — Chemicals (see Strippers)**Floor Strippers — Replacement Blades**

The Malish Corporation
National Surface Preparation Equipment

Form Accessories — Stakes

Metal Forms Corp.

Form Release Agents (see also Release Agents)

Concrete Earth
Concretech
Nawkaw Corporation
The Stamp Store Inc. S

Forms — Columns

Armcon Molds USA
Concrete Jungle S
Nawkaw Corporation

Forms — Coping (disposable)

Decorative Concrete Supply Inc. S

Forms — Coping (reusable)

Armcon Molds USA

Forms — Countertop

Concrete Jungle S
Decorative Concrete Supply Inc. S
Something Better Co. S

Surface 519
Z-Counterform

Forms — Curbing/Gutters

Metal Forms Corp.
The Plastiform Company

Forms — Designs

Concrete Jungle S
Nawkaw Corporation
The Stamp Store Inc. S

Forms — Flatwork, Flexible (plastic)

Concrete Texturing Tool & Supply S
The Contractor Source S
Metal Forms Corp.
The Plastiform Company

Forms — Flatwork, Flexible (steel)

Metal Forms Corp.

Forms — Flatwork, Rigid (plastic)

Metal Forms Corp.
The Plastiform Company

Forms — Flatwork, Rigid (Steel)

Metal Forms Corp.

Forms — Precast (see Concrete Molds or Precast)**Forms — Smooth-edge**

Concrete Jungle S

Forms — Step Liners (smooth)

Concrete Texturing Tool & Supply S
Decorative Concrete Supply Inc. S
The Stamp Store Inc. S

Forms — Step Liners (textured)

Armcon Molds USA
Butterfield Color Inc.
Concrete Texturing Tool & Supply S

Forms — Wall Caps

Armcon Molds USA
Concrete Jungle S
Concrete Texturing Tool & Supply S

Forms — Wall Liners (textured)

Armcon Molds USA
Colledi Designs
Concrete Jungle S

Forms — Wall Panels

Armcon Molds USA
Concrete Jungle S

Franchises, Licensing Agreements

Concretech

G**Garage Floor Coatings (see also Epoxy Base or Vinyl Flake Systems)**

Abatron Inc.
All in Concrete LLC S
Arizona Polymer Flooring
BOLDStone
ColorJuice
Concrete Earth
Concrete Resurrection S
Concrete Solutions Inc. S
Crown Polymers LLC
Decorative Concrete Supply Inc. S
Decorative Concrete Supply of MT S
Elite Crete Systems
FLEXMAR Coatings
Kretus Group S
L & D Enterprises S
Multicolor Specialties Inc.
One Day Floors
Quest Building Products S
Vexcon Chemicals
Westcoat
WTS Decorative Concrete Supply Inc. S

Gauge Rakes — Adjustable (see Applicators)**Generators — Gas**

FRP Equipment.com Inc.

Glass Additives (see Aggregates)**Gloves (see Clothing)****Graffiti Removal — Chemical (see also Strippers)**

Concrete Earth
Decorative Concrete Supply Inc. S
Franmar Chemical

Graffiti Removal — Nonabrasive

Nawkaw Corporation

Grinders — Angle

Alpha Professional Tools
Concrete Countertop Specialties S
Decorative Concrete Supply Inc. S
Diamond Tec
Dust Collection Products
Kretus Group S
M3 Technologies Inc.

Quest Building Products S

Grinders — Crack Chasers

Alpha Professional Tools
Decorative Concrete Supply Inc. S
Dust Collection Products
Kretus Group S
Quest Building Products S
The Stamp Store Inc. S

Grinders — Edgers (hand-held)

All in Concrete LLC S
Decorative Concrete Supply Inc. S
Kretus Group S
Kut-Rite
Leitch & Co. / Intertool S
M3 Technologies Inc.
Quest Building Products S
WerkMaster

Grinders — Edgers (walk-behind)

Green Umbrella
Kretus Group S
Kut-Rite
M3 Technologies Inc.
National Surface Preparation Equipment
Quest Building Products S
WerkMaster

Grinders — Walk-behind (see also Polishers)

All in Concrete LLC S
Concrete Polishing Solutions S
Green Umbrella
Kut-Rite
M3 Technologies Inc.
National Surface Preparation Equipment
WerkMaster

Grinding Accessories — Pads

Alpha Professional Tools
Concrete Countertop Specialties S
Concrete Jungle S
Decorative Concrete Supply Inc. S
Diamond Tec
Kut-Rite
M3 Technologies Inc.

Grinding Accessories — Wheels, Carbide

Concrete Countertop Specialties S
Concrete Jungle S
Decorative Concrete Supply Inc. S

Grinding Accessories — Wheels, Diamond

Alpha Professional Tools
Concrete Countertop Specialties S

Concrete Jungle S
Decorative Concrete Supply Inc. S
Kretus Group S
M3 Technologies Inc.
Quest Building Products S
The Stamp Store Inc. S
WerkMaster

Groovers, Concrete (see also Control Joints or Trowels)

Decorative Concrete Supply Inc. S
The Stamp Store Inc. S

Grout — Bags/Dispensers

Concrete Earth
Concrete Texturing Tool & Supply S
Decorative Concrete Supply Inc. S

Grout — Colorant

Concrete Texturing Tool & Supply S
Decorative Concrete Supply Inc. S
Delta Performance Products

Grout — Floats

Decorative Concrete Supply Inc. S

Grout — Polymers

Concrete Earth
Concrete Texturing Tool & Supply S
Crown Polymers LLC
Decorative Concrete Supply Inc. S

Grout — Saws

Decorative Concrete Supply Inc. S

Grout — Tape

Concrete Solutions Inc. S
Decorative Concrete Supply Inc. S

H

Hopper Guns (see Sprayers)

I

Integral Colors (see Pigments)

Internet Solutions — Online Advertising

CHENG Concrete

Iron Oxide Pigments (see Pigments)

J

Joint Fillers & Sealants — Epoxy

Abatron Inc.
Concrete Texturing Tool & Supply S
Crown Polymers LLC
Dur-A-Flex Inc.
Elite Crete Systems
Metzger/McGuire
Westcoat

Joint Fillers & Sealants — Injection Resin

Abatron Inc.
Crown Polymers LLC
Metzger/McGuire
Westcoat

Joint Fillers & Sealants — Mastic

Crown Polymers LLC

Joint Fillers & Sealants — Polyurea

Dur-A-Flex Inc.
Metzger/McGuire

Joint Fillers & Sealants — Semirigid (see also Control Joint Systems)

Crown Polymers LLC
Metzger/McGuire
Westcoat

K

Knee Boards & Kneeler Boards

Kraft Tool Co.*

Knee Pads

Decorative Concrete Supply Inc. S

L

Levels, Laser

The Stamp Store Inc. S

Lighting — Fiber Optics

Concrete Jungle S

Lighting — Recessed

Concrete Jungle S

Lighting — Rope

Concrete Jungle S

Lighting — Submersible

Concrete Jungle S

Liquid Release (see Color Release Agents)

M

Masking Products — Tape

Decorative Concrete Supply Inc. S

Material Handling — Wheelbarrows

Metal Forms Corp.

Measuring Equipment — Cups

Concrete Countertop Specialties S
The Stamp Store Inc. S

Measuring Equipment — Syringes

The Stamp Store Inc. S

Metakaolin (see Cement)

Metallic Coatings — General (see also Coatings)

Decorative Concrete Supply of MT S
Elite Crete Systems
FLEXMAR Coatings
Westcoat

Metallic Powders — General

Decorative Concrete Supply of MT S
Delta Performance Products
Elite Crete Systems
Kretus Group S
L & D Enterprises S
Quest Building Products S

Mixers — Manual

Concrete Countertop Specialties S
Quikspray Inc.
The Stamp Store Inc. S

Mixers, Cement — Agitators (electric)

FRP Equipment.com Inc.
Quikspray Inc.
The Stamp Store Inc. S

Mixers, Cement — Batch Type/Wheel-mounted

Concrete Countertop Specialties S
Decorative Concrete Supply Inc. S
FRP Equipment.com Inc.
Quikspray Inc.
Stone Construction Equipment Inc.

Mixers, Cement — Hand-held (electric)

Benner-Nawman Inc.
Concrete Countertop Specialties S

Decorative Concrete Supply Inc. S
Decorative Concrete Supply of MT S
FRP Equipment.com Inc.
Quikspray Inc.

Mixers, Concrete — Portable Stand

Concrete Countertop Specialties S
Decorative Concrete Supply Inc. S
FRP Equipment.com Inc.
Quikspray Inc.

Mixers, Concrete — Trailer-mounted

FRP Equipment.com Inc.

Mixers, Mortar — Portable Stand

Ball Consulting Ltd.
Benner-Nawman Inc.
Concrete Countertop Specialties S
FRP Equipment.com Inc.
Quikspray Inc.

Mixers, Mortar — Trailer-mounted

FRP Equipment.com Inc.

Mixing Tools — 15-gallon Barrels

Kraft Tool Co.*
Kretus Group S
Midwest Rake Company LLC
Quest Building Products S
Quikspray Inc.

Mixing Tools — Buckets

Quikspray Inc.

Mixing Tools — Paddles

Benner-Nawman Inc.
Midwest Rake Company LLC
Quikspray Inc.
The Stamp Store Inc. S

Moisture Barriers

All in Concrete LLC S
Concrete Earth
Miracote by Crossfield Products Corp.
Surface 519

Moisture Barriers — Epoxy

Arizona Polymer Flooring
Crown Polymers LLC
Decorative Concrete Supply of MT S
Dependable Floor Products Inc.
Kretus Group S
Quest Building Products S
The Stamp Store Inc. S
Vexcon Chemicals
Westcoat

Moisture Detection — Meters

The Stamp Store Inc. S
Wagner Electronics

Moisture Detection — Testers

The Stamp Store Inc. S
Wagner Electronics

Moisture Vapor Emission Testers

Kretus Group S
Quest Building Products S
The Stamp Store Inc. S

Mold-making Materials

Ball Consulting Ltd.
Nawkaw Corporation
Polytek Development Corp.

Molds (see Concrete Molds)**Mortar — Concrete Repair**

Concrete Earth
Crown Polymers LLC

N**Needle Scalars — Pneumatic (see also Engraving Tools)**

Dust Collection Products
FRP Equipment.com Inc.

O**Overlays — Multiple Faux Finishes**

Concrete Earth
Decorative Concrete Supply Inc. S
Elite Crete Systems
Miracote by Crossfield Products Corp.
Something Better Co. S
Super Stone Inc.
Westcoat

Overlays — Vertical (see also Vertical Overlays)

Butterfield Color Inc.
Concrete Earth
Decorative Concrete Supply Inc. S
Elite Crete Systems
Miracote by Crossfield Products Corp.
Something Better Co. S
The Stamp Store Inc. S
Westcoat

Overlays (Polymer) — Microtopping (interior)

All in Concrete LLC S
Arizona Polymer Flooring
Concrete Earth
Concrete Jungle S
Concrete Solutions Inc. S
Crown Polymers LLC
Decorative Concrete Supply Inc. S
Decorative Concrete Supply of MT S
Elite Crete Systems
INNOTECH Decorative Concrete Products
Skimstone division of Rudd Co., Inc.
The Stamp Store Inc. S
Westcoat

Overlays (Polymer) — Self-leveling (exterior)

Concrete Earth
Concrete Jungle S
Crown Polymers LLC
Decorative Concrete Supply Inc. S

Overlays (Polymer) — Self-leveling (interior)

Concrete Earth
Concrete Jungle S
Crown Polymers LLC
Decorative Concrete Supply Inc. S
Westcoat

Overlays (Polymer) — Terrazzo

Concrete Jungle S
Crown Polymers LLC

Overlays (Polymer) — Trowelable

Arizona Polymer Flooring
Concrete Jungle S
Concrete Solutions Inc. S
Crown Polymers LLC
Decorative Concrete Supply of MT S
Elite Crete Systems
INNOTECH Decorative Concrete Products
Skimstone division of Rudd Co., Inc.
Westcoat

Overlays (Polymer) — Wood Substrates

Concrete Jungle S
Concrete Solutions Inc. S
Crown Polymers LLC
Decorative Concrete Supply of MT S
Elite Crete Systems
Westcoat

Overlays (Polymer-modified) — Countertop Overlays

BOLDStone

Concrete Jungle S
Concrete Solutions Inc. S
Concrete Texturing Tool & Supply S
Decorative Concrete Supply Inc. S
Decorative Concrete Supply of MT S
Elite Crete Systems
Miracote by Crossfield Products Corp.
Something Better Co. S
The Stamp Store Inc. S
Sure Crete Design Products
Westcoat

Overlays (Polymer-modified) — Microtopping (interior)

All in Concrete LLC S
Arizona Polymer Flooring
Butterfield Color Inc.
Concrete Earth
Concrete Jungle S
Concrete Mosaics Inc. S
Concrete Solutions Inc. S
Concrete Texturing Tool & Supply S
The Contractor Source S
Decorative Concrete Supply Inc. S
Decorative Concrete Supply of MT S
Eco Safety Products
Elite Crete Systems
L & D Enterprises S
Miracote by Crossfield Products Corp.
Skimstone division of Rudd Co., Inc.
Something Better Co. S
The Stamp Store Inc. S
Sure Crete Design Products
Westcoat

Overlays (Polymer-modified) — Patch Overlayment

Concrete Earth
Concrete Jungle S
Concrete Solutions Inc. S
Concrete Texturing Tool & Supply S
Decorative Concrete Supply Inc. S
Dependable Floor Products Inc.
Miracote by Crossfield Products Corp.
Sure Crete Design Products
Westcoat

Overlays (Polymer-modified) — Self-leveling (exterior)

All in Concrete LLC S
Concrete Earth
Concrete Jungle S
Concrete Texturing Tool & Supply S
Decorative Concrete Supply Inc. S
Dependable Floor Products Inc.
Westcoat

Overlays (Polymer-modified) — Self-leveling (interior)

All in Concrete LLC S
Concrete Earth
Concrete Jungle S
Concrete Texturing Tool & Supply S
Concretech
Decorative Concrete Supply Inc. S
Dependable Floor Products Inc.
Miracote by Crossfield Products Corp.
Vexcon Chemicals
Westcoat

Overlays (Polymer-modified) — Spray Textures (exterior)

All in Concrete LLC S
Arizona Polymer Flooring
BOLDStone
Concrete Jungle S
Concrete Mosaics Inc. S
Concrete Solutions Inc. S
Concrete Texturing Tool & Supply S
Decorative Concrete Supply Inc. S
Decorative Concrete Supply of MT S
Eco Safety Products
Elite Crete Systems
Miracote by Crossfield Products Corp.
The Stamp Store Inc. S
Super Stone Inc.
Sure Crete Design Products
Westcoat

Overlays (Polymer-modified) — Stampable Toppings

All in Concrete LLC S
Butterfield Color Inc.
Concrete Earth
Concrete Jungle S
Concrete Mosaics Inc. S
Concrete Solutions Inc. S
Concrete Texturing Tool & Supply S
Concretech
The Contractor Source S
Decorative Concrete Supply Inc. S
Decorative Concrete Supply of MT S
Elite Crete Systems
INNOTECH Decorative Concrete Products
Kretus Group S
Miracote by Crossfield Products Corp.
Quest Building Products S
L.M. Scofield Company
The Stamp Store Inc. S
Super Stone Inc.
Sure Crete Design Products
Westcoat
WTS Decorative Concrete Supply Inc. S

Overlays (Polymer-modified) — Terrazzo

Concrete Jungle S

Overlays (Polymer-modified) — TrowelableArizona Polymer Flooring
BOLDStone**Concrete Earth**

Concrete Jungle S

Concrete Mosaics Inc.

Concrete Solutions Inc. S**Concrete Texturing Tool & Supply** S

Decorative Concrete Supply Inc. S

Decorative Concrete Supply of MT S

Elite Crete Systems**INNOTECH Decorative Concrete Products**

L & D Enterprises S

L.M. Scofield Company

Something Better Co. S

The Stamp Store Inc. S**Sure Crete Design Products****Westcoat****Overlays (Polymer-modified) — Wood Substrates**

Concrete Jungle S

Concrete Solutions Inc. S

Decorative Concrete Supply of MT S

Elite Crete Systems**P****Paint Removers (see Strippers)****Patching Compounds — Skimcoat (fast-setting)****Concrete Earth****Concrete Texturing Tool & Supply** S**Crown Polymers LLC**

Dependable Floor Products Inc.

Miracote by Crossfield Products Corp.**Pigments — Bag Mixes****Concrete Earth****Concrete Texturing Tool & Supply** S**Davis Colors**

Decorative Concrete Supply Inc. S

Decorative Concrete Supply of MT S

Delta Performance Products

Elite Crete Systems**Pigments — Custom Colors**

Concrete Mosaics Inc.

Concrete Texturing Tool & Supply S**Davis Colors**

Decorative Concrete Supply Inc. S

Delta Performance Products

Elite Crete Systems

One Day Floors

L.M. Scofield Company

Shepherd Color

Pigments — Granular**Davis Colors**

Delta Performance Products

Pigments — Integral**All in Concrete LLC** S**Butterfield Color Inc.****Concrete Earth**

Concrete Mosaics Inc.

Concrete Solutions Inc. S**Concrete Texturing Tool & Supply** S

Concretech

The Contractor Source S

Davis Colors

Decorative Concrete Supply Inc. S

Decorative Concrete Supply of MT S

Delta Performance Products

Elite Crete Systems**INNOTECH Decorative Concrete Products****L.M. Scofield Company**

Skimstone division of Rudd Co., Inc.

The Stamp Store Inc. S**Super Stone Inc.****Westcoat**

WTS Decorative Concrete Supply Inc. S

Pigments — Iron Oxide (liquid)**Butterfield Color Inc.****Concrete Texturing Tool & Supply** S

Concretech

Davis Colors

Decorative Concrete Supply Inc. S

Delta Performance Products

Elite Crete Systems

enCounter

One Day Floors

Westcoat**Pigments — Iron Oxide (powder)****All in Concrete LLC** S**Butterfield Color Inc.****Concrete Earth**

Concrete Mosaics Inc.

Concrete Solutions Inc. S**Concrete Texturing Tool & Supply** S

Concretech

Davis Colors

Decorative Concrete Supply Inc. S

Delta Performance Products

Elite Crete Systems

Fishstone S

Super Stone Inc.**Pigment-dispensing Equipment****Davis Colors****Pigment, Specialty — Carbon Black****Concrete Texturing Tool & Supply** S**Davis Colors**

Decorative Concrete Supply Inc. S

Delta Performance Products

INNOTECH Decorative Concrete Products**Pigment, Specialty — Metallic Powders**

Delta Performance Products

Kretus Group S

Quest Building Products S

Polishing Equipment — Accessories

The Malish Corporation

Polishing Equipment — Electric (hand-held)

Alpha Professional Tools

Concrete Countertop Specialties S

Decorative Concrete Supply Inc. S

Decorative Concrete Supply of MT S

Diamond Tec

Kretus Group S

Kut-Rite**Leitch & Co. / Intertool** S

M3 Technologies Inc.

Quest Building Products S

The Stamp Store Inc. S**WerkMaster****Polishing Equipment — Electric (walk-behind)****All in Concrete LLC** S

Concrete Countertop Specialties S

Concrete Polishing Solutions S

Diamond Tec

Kretus Group S

Kut-Rite**Leitch & Co. / Intertool** S

M3 Technologies Inc.

National Surface Preparation Equipment

Quest Building Products S

WerkMaster**Polishing Equipment — Gas/Propane (walk-behind)**

Aztec Products Inc.

Concrete Polishing Solutions S

Green Umbrella

WerkMaster**Polishing Equipment — Pneumatic (hand-held)**

Alpha Professional Tools

Concrete Countertop Specialties S

Diamond Tec

M3 Technologies Inc.

Polishing Equipment — Ride-on

Green Umbrella

Polishing Pads — Hand-held

Alpha Professional Tools

Concrete Countertop Specialties S

Concrete Texturing Tool & Supply S

Decorative Concrete Supply Inc. S

Diamond Tec

Kut-Rite**Leitch & Co. / Intertool** S

M3 Technologies Inc.

The Stamp Store Inc. S**Z-Counterform****Polishing Pads — Metal Bond (diamond)****All in Concrete LLC** S

Alpha Professional Tools

Concrete Countertop Specialties S

Concrete Polishing Solutions S

Concrete Texturing Tool & Supply S

Diamond Tec

Green Umbrella

Kretus Group S

Kut-Rite**Leitch & Co. / Intertool** S

M3 Technologies Inc.

Quest Building Products S

WerkMaster**Polishing Pads — Polycarbonate (diamond)****Concrete Texturing Tool & Supply** S

Diamond Tec

Kut-Rite**Leitch & Co. / Intertool** S

M3 Technologies Inc.

Polishing Pads — Resin Bond (diamond)

All in Concrete LLC	S
Alpha Professional Tools	
Concrete Countertop Specialties	S
Concrete Polishing Solutions	S
Concrete Texturing Tool & Supply	S
Decorative Concrete Supply Inc.	S
Diamond Tec	
Fishstone	S
Green Umbrella	
Kretus Group	S
Kut-Rite	
Leitch & Co. / Intertool	S
M3 Technologies Inc.	
National Surface Preparation Equipment	
Quest Building Products	S
The Stamp Store Inc.	S
WerkMaster	

Polyaspartics (see Coatings or Sealers)**Power Trowels — Blades (plastic bolt-on)**

Concrete Texturing Tool & Supply	S
---	---

Power Trowels — Blades (plastic clip-on)

Concrete Texturing Tool & Supply	S
---	---

Power Trowels — Blades (steel bolt-on)

Concrete Texturing Tool & Supply	S
Kraft Tool Co.*	

Power Trowels — Blades (steel clip-on)

Concrete Texturing Tool & Supply	S
---	---

Power Trowels — Float Pans

Concrete Texturing Tool & Supply	S
---	---

Power Trowels — Machines (walk-behind)

Concrete Texturing Tool & Supply	S
Stone Construction Equipment Inc.	

Precast — Baseboard Coping / Coving

Crown Polymers LLC	
SpeedCove Inc. / Solid Rock Enterprises	

Precast — Molding

Nawkaw Corporation	
Polytek Development Corp.	
SpeedCove Inc. / Solid Rock Enterprises	

Precast — Pavers

Armcon Molds USA	
------------------	--

Precast — Planters

Armcon Molds USA	
------------------	--

Prefabricated Cove Base — General

Kretus Group	S
Quest Building Products	S
SpeedCove Inc. / Solid Rock Enterprises	

Publications & Books (see also Training Videos)

CHENG Concrete	
enCounter	
Surface Gel Tek	

Pump Sprayers (see also Sprayers, Water Pumps)

Concrete Solutions Inc.	S
Decorative Concrete Supply Inc.	S
L & D Enterprises	S
The Stamp Store Inc.	S

Pumps — Concrete (electric)

FRP Equipment.com Inc.	
Quikspray Inc.	

Pumps — Concrete PTO

Quikspray Inc.	
----------------	--

Pumps — Grout

FRP Equipment.com Inc.	
Quikspray Inc.	

Pumps — Shotcrete (see also Shotcrete Pumps)

Quikspray Inc.	
----------------	--

Pumps — Trailer-mounted

FRP Equipment.com Inc.	
-------------------------------	--

R**Radiant Heating Systems — Hydronic**

Concrete Texturing Tool & Supply	S
---	---

Rebar — Benders (portable)

Benner-Nawman Inc.	
Concrete Texturing Tool & Supply	S

Rebar — Cutters

Benner-Nawman Inc.	
--------------------	--

Rebar — Tying Machines (electric)

Benner-Nawman Inc.	
--------------------	--

Reinforcement Material — Fabric Mesh

Chomarat North America	
Concrete Jungle	S

Reinforcement Material — Glass Filament

Ball Consulting Ltd.	
Concrete Jungle	S

Reinforcement Material — Glass, Graphite Mesh

Ball Consulting Ltd.	
Chomarat North America	
Concrete Jungle	S

Reinforcement Material — Nylon

Concrete Jungle	S
-----------------	---

Reinforcement Material — Steel Fiber

Concrete Jungle	S
Propex Concrete Solutions	

Reinforcement Material — Synthetic Fiber

Concrete Jungle	S
Propex Concrete Solutions	

Relative Humidity Tests

The Stamp Store Inc.	S
-----------------------------	---

Release Agents — Form Release

Armcon Molds USA	
Concrete Earth	
Concrete Jungle	S
Concrete Texturing Tool & Supply	S
Concretech	
Decorative Concrete Supply of MT	S
Franmar Chemical	
Nawkaw Corporation	
Polytek Development Corp.	
The Stamp Store Inc.	S
Super Stone Inc.	

Release Agents — Liquid Concentrate

Concrete Jungle	S
Concrete Texturing Tool & Supply	S

Release Agents — Liquid Release

All in Concrete LLC	S
Ball Consulting Ltd.	
Butterfield Color Inc.	
Clemons Concrete Coatings	
Concrete Earth	
Concrete Jungle	S
Concrete Mosaics Inc.	
Concrete Solutions Inc.	S
Concrete Texturing Tool & Supply	S

Concretech	
Decorative Concrete Supply Inc.	S
Decorative Concrete Supply of MT	S
Elite Crete Systems	
INNTECH Decorative Concrete Products	
Proline Concrete Tools	
L.M. Scofield Company	
The Stamp Store Inc.	S
Vexcon Chemicals	
Westcoat	

Release Agents — Powder Antiquing Release

All in Concrete LLC	S
Butterfield Color Inc.	
Concrete Earth	
Concrete Jungle	S
Concrete Mosaics Inc.	
Concrete Solutions Inc.	S
Concrete Texturing Tool & Supply	S
Concretech	
The Contractor Source	S
Decorative Concrete Supply Inc.	S
Decorative Concrete Supply of MT	S
Elite Crete Systems	
INNTECH Decorative Concrete Products	
Proline Concrete Tools	
L.M. Scofield Company	
The Stamp Store Inc.	S
Super Stone Inc.	

Respirators — Cartridge (disposable)

Concrete Countertop Specialties	S
Decorative Concrete Supply Inc.	S

Respirators — Paper

Decorative Concrete Supply Inc.	S
---------------------------------	---

Retardants — Evaporation Suppression

Concrete Earth	
The Stamp Store Inc.	S

Rock-making Materials — Bag Mixes

Ball Consulting Ltd.	
Concrete Texturing Tool & Supply	S
The Stamp Store Inc.	S

Rock-making Materials — Panels, GFRC

Ball Consulting Ltd.	
Something Better Co.	S

Rock-making Materials — Stampable/Carvable

Concrete Texturing Tool & Supply	S
The Stamp Store Inc.	S

Rollers (see also Applicators) — Aluminum Smoothing Tool**Midwest Rake Company LLC****Rollers (see also Applicators) — Spiked****Midwest Rake Company LLC**
The Stamp Store Inc. S**S****Safety Coatings — Luminescent****Concrete Earth****Safety Systems — Truncated Dome Tiles****Concrete Texturing Tool & Supply S****Salt Rollers (see Texturing Tools)****Sandblasting — Machines****Engrave-A-Crete****Sandblasting — Media/Accessories**

Surface Gel Tek

Sanding Tools — Floor MachinesKretus Group S
Kut-Rite
M3 Technologies Inc.
Quest Building Products S
WerkMaster**Sanding Tools — Pads**M3 Technologies Inc.
The Malish Corporation
The Stamp Store Inc. S
WerkMaster**Saw Blades — 2-inch Diamond Decorative**

Diamond Tec

Saw Blades — Crack ChasingAlpha Professional Tools
Concrete Countertop Specialties S
Concrete Texturing Tool & Supply S
Decorative Concrete Supply Inc. S
Diamond Tec
Kretus Group S
Quest Building Products S
The Stamp Store Inc. S
Super Stone Inc.**Saw Blades — Diamond, Dry-cut**Alpha Professional Tools
Benner-Nawman Inc.
Concrete Countertop Specialties S
Concrete Texturing Tool & Supply S
Decorative Concrete Supply Inc. S
Diamond Tec
Kretus Group S
Quest Building Products S
The Stamp Store Inc. S**Saw Blades — Diamond, Wet-cut**Alpha Professional Tools
Benner-Nawman Inc.
Concrete Countertop Specialties S
Concrete Texturing Tool & Supply S
Diamond Tec**Saw Blades — Grooving/Scoring**Alpha Professional Tools
Concrete Countertop Specialties S
Concrete Texturing Tool & Supply S
Decorative Concrete Supply Inc. S
Diamond Tec
The Stamp Store Inc. S**Saw Carts**Alpha Professional Tools
Concrete Resurrection S
Diamond Tec
Dust Collection Products
Engrave-A-Crete
The Stamp Store Inc. S**Saws — Crack-chasing**Alpha Professional Tools
Concrete Countertop Specialties S
Concrete Texturing Tool & Supply S
Diamond Tec
Dust Collection Products
Kretus Group S
Quest Building Products S**Saws — Early-entry****Concrete Texturing Tool & Supply S****Saws — Grooving/Scoring**Alpha Professional Tools
Concrete Resurrection
Engrave-A-Crete S**Saws — Hand-held**Alpha Professional Tools
Concrete Countertop Specialties S
Concrete Texturing Tool & Supply S
Engrave-A-Crete**Saws — Rail-mounted****Engrave-A-Crete****Saws — Walk-behind****Concrete Texturing Tool & Supply S**
Diamond Tec
Stone Construction Equipment Inc.**Scarifying Machines**Kretus Group S
Kut-Rite
The Malish Corporation
National Surface Preparation Equipment
Quest Building Products S**Scoring — Tape****Super Stone Inc.****Scoring — Tools**Alpha Professional Tools
Concrete Resurrection
Engrave-A-Crete S
The Stamp Store Inc. S
Super Stone Inc.**Scraping — Machines**Kretus Group S
Quest Building Products S**Scraping — Tools (Hand-held)**Alpha Professional Tools
Decorative Concrete Supply Inc. S
Kretus Group S
Midwest Rake Company LLC
Quest Building Products S**Screeds — Aluminum Boards****Concrete Texturing Tool & Supply S**
Kraft Tool Co.[®]
The Stamp Store Inc. S**Screeds — Power-assisted**

Metal Forms Corp.

Sealers — Acrylic (opaque)**All in Concrete LLC** S
Concrete Earth
Concrete Jungle S
Concrete Solutions Inc. S
Concrete Texturing Tool & Supply S
Davis Colors
Decorative Concrete Supply Inc. S
Kemiko Decorative & Industrial Coatings
Kretus Group S
Miracote by Crossfield Products Corp.
Quest Building Products S
Super Stone Inc.
Vexcon Chemicals
Westcoat**Sealers — Acrylic (transparent)**Abatron Inc.
All in Concrete LLC S
Arizona Polymer Flooring
BOLDStone
ColorJuice
Concrete Earth
Concrete Jungle S
Concrete Mosaics Inc.
Concrete Resurrection S
Concrete Texturing Tool & Supply S
Concretech
Davis Colors
Decorative Concrete Supply of MT S
Elite Crete Systems
INNOTECH Decorative Concrete Products
M3 Technologies Inc.
Miracote by Crossfield Products Corp.
Multicolor Specialties Inc.
The Stamp Store Inc. S
Super Stone Inc.
Surface 519
Surface Koatings Inc.
Vexcon Chemicals
WerkMaster
Westcoat
WTS Decorative Concrete Supply Inc. S**Sealers — Acrylic Resins****Concrete Earth**
Concrete Jungle S
Concrete Texturing Tool & Supply S
Decorative Concrete Supply Inc. S
Proline Concrete Tools**Sealers — Anti-spalling****Concrete Earth**
Concrete Texturing Tool & Supply S
Crown Polymers LLC
Westcoat

Sealers — Concrete Countertops

All in Concrete LLC	S
The Concrete Countertop Institute	
Concrete Countertop Specialties	S
Concrete Earth	
Concrete Jungle	S
Concrete Solutions Inc.	S
Concrete Texturing Tool & Supply	S
Decorative Concrete Supply Inc.	S
Decorative Concrete Supply of MT	S
Delta Performance Products	
Elite Crete Systems	
FLEXMAR Coatings	
Leitch & Co. / Intertool	S
M3 Technologies Inc.	
Something Better Co.	S
The Stamp Store Inc.	S
Surface 519	
Westcoat	
Z-Counterform	

Sealers — Cure & Seal

All in Concrete LLC	S
Butterfield Color Inc.	
Clemons Concrete Coatings	
Concrete Earth	
Concrete Mosaics Inc.	
Concrete Texturing Tool & Supply	S
Concretech	
Davis Colors	
Decorative Concrete Supply of MT	S
Green Umbrella	
INNTECH Decorative Concrete Products	
Lythic Solutions Inc.	
M3 Technologies Inc.	
Surface Koatings Inc.	
Vexcon Chemicals	
WerkMaster	
Westcoat	

Sealers — Densifier, Hardener

All in Concrete LLC	S
Ameripolish SureLock Dye	
Concrete Earth	
Concrete Jungle	S
Concrete Mosaics Inc.	
Concrete Solutions Inc.	S
Concrete Texturing Tool & Supply	S
Decorative Concrete Supply Inc.	S
Green Umbrella	
Kretus Group	S
Kut-Rite	
Lythic Solutions Inc.	
M3 Technologies Inc.	
Quest Building Products	S
The Stamp Store Inc.	S
Sure Crete Design Products	
WerkMaster	

Sealers — Epoxy

Abatron Inc.	
Concrete Countertop Specialties	S
Concrete Earth	
Concrete Jungle	S
Concrete Resurrection	S
Concrete Solutions Inc.	S
Concrete Texturing Tool & Supply	S
Concretech	
Crown Polymers LLC	
Decorative Concrete Supply Inc.	S
Decorative Concrete Supply of MT	S
Dur-A-Flex Inc.	
Elite Crete Systems	
Kemiko Decorative & Industrial Coatings	
L & D Enterprises	S
Miracote by Crossfield Products Corp.	
Something Better Co.	S
The Stamp Store Inc.	S
Super Stone Inc.	
Surface 519	
Westcoat	

Sealers — For Polished Concrete

All in Concrete LLC	S
Concrete Earth	
Concrete Jungle	S
Decorative Concrete Supply Inc.	S
Decorative Concrete Supply of MT	S
FLEXMAR Coatings	
Kretus Group	S
Leitch & Co. / Intertool	S
Lythic Solutions Inc.	
M3 Technologies Inc.	
Quest Building Products	S
The Stamp Store Inc.	S
Vexcon Chemicals	
WerkMaster	
Westcoat	

Sealers — Lacquer (gloss sheen)

Arizona Polymer Flooring	
Concrete Countertop Specialties	S
Concrete Jungle	S
Concrete Solutions Inc.	S
Concrete Texturing Tool & Supply	S
Elite Crete Systems	
Triple-S Chemicals	
Westcoat	

Sealers — Lacquer (low sheen)

Arizona Polymer Flooring	
Concrete Jungle	S
Concrete Solutions Inc.	S
Triple-S Chemicals	
Westcoat	

Sealers — Lithium-based

All in Concrete LLC	S
ColorJuice	
Concrete Earth	
Concrete Jungle	S
Concrete Texturing Tool & Supply	S
Delta Performance Products	
Green Umbrella	
Kut-Rite	
M3 Technologies Inc.	
WerkMaster	
Westcoat	

Sealers — Penetrating (dustproofing)

All in Concrete LLC	S
Concrete Earth	
Concrete Jungle	S
Concrete Texturing Tool & Supply	S
Crown Polymers LLC	
Decorative Concrete Supply of MT	S
Delta Performance Products	
Kut-Rite	
Lythic Solutions Inc.	
M3 Technologies Inc.	
The Stamp Store Inc.	S
Surface 519	
Surface Koatings Inc.	
Vexcon Chemicals	
WerkMaster	
Westcoat	

Sealers — Pigmented

Clemons Concrete Coatings	
Concrete Earth	
Concrete Jungle	S
Concrete Mosaics Inc.	
Concrete Texturing Tool & Supply	S
Crown Polymers LLC	
Davis Colors	
Decorative Concrete Supply Inc.	S
Delta Performance Products	
FLEXMAR Coatings	
INNTECH Decorative Concrete Products	
Kemiko Decorative & Industrial Coatings	
Miracote by Crossfield Products Corp.	
The Stamp Store Inc.	S
Super Stone Inc.	
Surface 519	
Westcoat	

Sealers — Polyaspartics (see also coatings)

All in Concrete LLC	S
Arizona Polymer Flooring	
Concrete Earth	
Concrete Jungle	S
Concrete Mosaics Inc.	
Concrete Texturing Tool & Supply	S

Decorative Concrete Supply of MT	S
Elite Crete Systems	
FLEXMAR Coatings	
Kretus Group	S
L & D Enterprises	S
One Day Floors	
Quest Building Products	S
The Stamp Store Inc.	S
WTS Decorative Concrete Supply Inc.	S

Sealers — Polymers

All in Concrete LLC	S
ColorJuice	
Concrete Earth	
Concrete Jungle	S
Crown Polymers LLC	
Decorative Concrete Supply Inc.	S
Miracote by Crossfield Products Corp.	
Westcoat	

Sealers — Polysulfide-based (pool decks)

Concrete Jungle	S
Concrete Texturing Tool & Supply	S

Sealers — Polyurea

All in Concrete LLC	S
Clemons Concrete Coatings	
Concrete Earth	
Concrete Jungle	S
Crown Polymers LLC	
Decorative Concrete Supply Inc.	S
Diamond Tec	
Dur-A-Flex Inc.	
FLEXMAR Coatings	
INNTECH Decorative Concrete Products	
The Stamp Store Inc.	S
Westcoat	

Sealers — Silane

Concrete Earth	
Concrete Jungle	S
Concrete Texturing Tool & Supply	S
Sure Crete Design Products	

Sealers — Silicone

Concrete Jungle	S
Decorative Concrete Supply Inc.	S
M3 Technologies Inc.	

Sealers — Siloxane

All in Concrete LLC	S
Concrete Earth	
Concrete Jungle	S
Concrete Mosaics Inc.	
Concrete Texturing Tool & Supply	S
M3 Technologies Inc.	
Surface Koatings Inc.	

Sealers — Specialty Coatings**Concrete Earth**

Concrete Jungle S
Decorative Concrete Supply Inc. S

Elite Crete Systems**Sealers — Urethane (see also Coatings)****All in Concrete LLC**

Arizona Polymer Flooring S

Concrete Earth

Concrete Jungle S

Concrete Resurrection S

Concrete Solutions Inc. S

Concrete Texturing Tool & Supply S

Concretetch

Crown Polymers LLC

Decorative Concrete Supply Inc. S

Decorative Concrete Supply of MT S

Dur-A-Flex Inc.

Elite Crete Systems**INNOTECH Decorative Concrete Products**

Kemiko Decorative & Industrial Coatings

M3 Technologies Inc.

Miracote by Crossfield Products Corp.

Proline Concrete Tools

The Stamp Store Inc. S

Surface Koatings Inc.

Triple-S Chemicals

Westcoat

Sealers — UV-cured/ Nanotechnology

Decorative Concrete Supply of MT S

Lythic Solutions Inc.

M3 Technologies Inc.

Surface 519

Sealers — Water-based for Decorative Concrete**All in Concrete LLC**

Ameripolish SureLock Dye S

Arizona Polymer Flooring

Butterfield Color Inc.

CHENG Concrete

Concrete Earth

Concrete Jungle S

Concrete Mosaics Inc.

Concrete Resurrection S

Concrete Solutions Inc. S

Concrete Texturing Tool & Supply S

Concretetch

Crown Polymers LLC

Decorative Concrete Supply Inc. S

Decorative Concrete Supply of MT S

Eco Safety Products

Elite Crete Systems

INNOTECH Decorative Concrete Products**Kemiko Decorative & Industrial Coatings**

L & D Enterprises S

M3 Technologies Inc.

Miracote by Crossfield Products Corp.

L.M. Scofield Company

Skimstone division of Rudd Co., Inc.

The Stamp Store Inc. S

WerkMaster

Westcoat

Sealers — Water-based Urethane Gloss**All in Concrete LLC**

Arizona Polymer Flooring S

Concrete Earth

Concrete Jungle S

Concrete Solutions Inc. S

Concrete Texturing Tool & Supply S

Crown Polymers LLC

Decorative Concrete Supply Inc. S

Decorative Concrete Supply of MT S

Elite Crete Systems

Kemiko Decorative & Industrial Coatings

M3 Technologies Inc.

Miracote by Crossfield Products Corp.

The Stamp Store Inc. S

Sure Crete Design Products

WerkMaster

Westcoat

Sealers — Water-based Urethane Satin**All in Concrete LLC**

Arizona Polymer Flooring S

Concrete Earth

Concrete Jungle S

Concrete Solutions Inc. S

Concrete Texturing Tool & Supply S

Crown Polymers LLC

Decorative Concrete Supply Inc. S

Decorative Concrete Supply of MT S

Elite Crete Systems

Miracote by Crossfield Products Corp.

The Stamp Store Inc. S

Sure Crete Design Products

Westcoat

Shoes/Spiked Soles (see also Clothing)

Decorative Concrete Supply Inc. S

Decorative Concrete Supply of MT S

Midwest Rake Company LLC

The Stamp Store Inc. S

Shoes/Spiked Soles (see also Clothing) — Rounded Tip

Decorative Concrete Supply of MT S
Midwest Rake Company LLC

Shotblasting — Equipment (riding)

Kretus Group S

Quest Building Products S

Shotblasting — Equipment (walk-behind)**Engrave-A-Crete**

Kretus Group S

Quest Building Products S

Shotblasting — Media

Kretus Group S

Quest Building Products S

Shotcrete — Accessories

Quikspray Inc.

Shotcrete — Mixes

Quikspray Inc.

Shotcrete — Pumps

Quikspray Inc.

Slip-resistant Additives — Liquid

Concrete Texturing Tool & Supply S

M3 Technologies Inc.

Super Stone Inc.

Slip-resistant Additives — Powder (e.g. Shark Grip)

Concrete Texturing Tool & Supply S

Decorative Concrete Supply Inc. S

Dur-A-Flex Inc.

The Stamp Store Inc. S

Triple-S Chemicals

Westcoat

Spiked Rollers

Kretus Group S

Midwest Rake Company LLC

Quest Building Products S

The Stamp Store Inc. S

Sprayers — Aerosol (disposable)

Concrete Texturing Tool & Supply S

The Stamp Store Inc. S

Sprayers — Air-charged

Concrete Texturing Tool & Supply S

Sprayers — Airless Sprayer

Patriot Sprayer

Sprayers — CO2 Powered Systems**Patriot Sprayer****Sprayers — GFRC Equipment**

Ball Consulting Ltd.

FRP Equipment.com Inc.

Quikspray Inc.

Sprayers — Hand-held**Concrete Earth**

Decorative Concrete Supply Inc. S

SP Systems LLC

Triple-S Chemicals

Sprayers — Hand-held (noncorrosive)**Concrete Earth**

Decorative Concrete Supply Inc. S

Sprayers — Hoppers, Air-assisted**All in Concrete LLC**

Decorative Concrete Supply of MT S

Sprayers — HVLP**All in Concrete LLC**

Decorative Concrete Supply of MT S

Concrete Earth

The Stamp Store Inc. S

Sprayers — Industrial Pumps

FRP Equipment.com Inc.

Surface Koatings Inc.

Sprayers — Industrial Pumps (noncorrosive)

FRP Equipment.com Inc.

Patriot Sprayer

Spreaders — Squeegees/ Blades

Decorative Concrete Supply of MT S

Midwest Rake Company LLC

The Stamp Store Inc. S

Squeegees (see also Applicators)

Decorative Concrete Supply Inc. S

Decorative Concrete Supply of MT S

Midwest Rake Company LLC

Stains — Acrylic (concentrates)

Concrete Jungle S

Concrete Resurrection S

Concrete Texturing Tool & Supply S

Decorative Concrete Supply Inc. S

Elite Crete Systems

enCounter

The Stamp Store Inc. S

Stains — Acrylic (water-based)

All in Concrete LLC	S
Arizona Polymer Flooring	
Concrete Earth	
Concrete Jungle	S
Concrete Mosaics Inc.	
Concrete Solutions Inc.	S
Concrete Texturing Tool & Supply	S
Decorative Concrete Supply Inc.	S
Decorative Concrete Supply of MT	S
Elite Crete Systems	
Kemiko Decorative & Industrial Coatings	
L & D Enterprises	S
Proline Concrete Tools	
Westcoat	
WTS Decorative Concrete Supply Inc.	S
Z-Counterform	

Stains — Alternative

All in Concrete LLC	S
Concrete Earth	
Concrete Jungle	S
Concrete Texturing Tool & Supply	S
The Contractor Source	S
Skimstone division of Rudd Co., Inc.	

Stains — Dyes

All in Concrete LLC	S
Ameripolish SureLock Dye	
Arizona Polymer Flooring	
Clemons Concrete Coatings	
ColorJuice	
Concrete Jungle	S
Concrete Mosaics Inc.	
Concrete Solutions Inc.	S
Concrete Texturing Tool & Supply	S
Concrettech	
Decorative Concrete Supply Inc.	S
Decorative Concrete Supply of MT	S
Elite Crete Systems	
enCounter	
Green Umbrella	
INNOTECH Decorative Concrete Products	
Kretus Group	S
Quest Building Products	S
L.M. Scofield Company	
The Stamp Store Inc.	S
WerkMaster	
Westcoat	

Stains — Epoxy/Polymer

Concrete Jungle	S
Decorative Concrete Supply Inc.	S
Elite Crete Systems	

Stains — Epoxy/Polyurea

All in Concrete LLC	S
Concrete Jungle	S
Crown Polymers LLC	

Decorative Concrete Supply Inc.	S
---------------------------------	---

Stains — Exterior Solvent-based Dye

Clemons Concrete Coatings	
Concrete Jungle	S
Concrete Mosaics Inc.	
Decorative Concrete Supply Inc.	S
Elite Crete Systems	
The Stamp Store Inc.	S
Surface Koatings Inc.	

Stains — Exterior UV-stable

Clemons Concrete Coatings	
---------------------------	--

Stains — MMA-based

Dur-A-Flex Inc.	
-----------------	--

Stains — Opaque Coatings

All in Concrete LLC	S
Concrete Earth	
Concrete Jungle	S
Decorative Concrete Supply of MT	S
Elite Crete Systems	
Vexcon Chemicals	
Westcoat	

Stains — Polymer-modified

Concrete Earth	
Concrete Jungle	S
Concrete Texturing Tool & Supply	S
Decorative Concrete Supply Inc.	S
Decorative Concrete Supply of MT	S
Elite Crete Systems	
Westcoat	

Stains — Reactive/Acid

Arizona Polymer Flooring	
Butterfield Color Inc.	
Clemons Concrete Coatings	
Concrete Jungle	S
Concrete Mosaics Inc.	
Concrete Resurrection	S
Concrete Solutions Inc.	S
Concrete Texturing Tool & Supply	S
Concrettech	
The Contractor Source	S
Decorative Concrete Supply Inc.	S
Decorative Concrete Supply of MT	S
Elite Crete Systems	
enCounter	
INNOTECH Decorative Concrete Products	
Kemiko Decorative & Industrial Coatings	
Proline Concrete Tools	
L.M. Scofield Company	
Triple-S Chemicals	
Westcoat	
Stains — Reactive/Acid (concentrates)	
Butterfield Color Inc.	

Concrete Jungle	S
Concrete Solutions Inc.	S
Concrete Texturing Tool & Supply	S
Decorative Concrete Supply of MT	S
Elite Crete Systems	
Kemiko Decorative & Industrial Coatings	
L & D Enterprises	S
The Stamp Store Inc.	S
Surface Koatings Inc.	

Stains — Reactive/Acid (organic)

All in Concrete LLC	S
Concrete Earth	

Stains — Soy-based (see also Color Restoration Coatings)

All in Concrete LLC	S
Concrete Earth	
Eco Safety Products	

Stains — Water-based Dyes

Ameripolish SureLock Dye	
Arizona Polymer Flooring	
Butterfield Color Inc.	
ColorJuice	
Concrete Jungle	S
Concrete Texturing Tool & Supply	S
Decorative Concrete Supply of MT	S
Elite Crete Systems	
enCounter	
Green Umbrella	
L.M. Scofield Company	
WTS Decorative Concrete Supply Inc.	S

Stains — Water-based Penetrating

All in Concrete LLC	S
Ameripolish SureLock Dye	
Concrete Earth	
Concrete Jungle	S
Concrete Texturing Tool & Supply	S
Elite Crete Systems	
Nawkaw Corporation	
The Stamp Store Inc.	S
Sure Crete Design Products	
Surface 519	
WTS Decorative Concrete Supply Inc.	S

Stain Block

The Stamp Store Inc.	S
-----------------------------	---

Stamps (see Texturing Tools)**Stencil-embedding Rollers**

The Stamp Store Inc.	S
-----------------------------	---

Stenciling Gels (etching solutions)

Decorative Concrete Supply of MT	S
Surface Gel Tek	

Stenciling Tapes

Decorative Concrete Supply of MT	S
Elite Crete Systems	

Stencils — Adhesive-backed

All in Concrete LLC	S
Colledi Designs	
Concrete Resurrection	S
Concrete Texturing Tool & Supply	S
Decorative Concrete Supply of MT	S
Elite Crete Systems	
Engrave-A-Crete	
Modello Designs	
The Stamp Store Inc.	S
Surface Gel Tek	

Stencils — Borders

Concrete Resurrection	S
Concrete Texturing Tool & Supply	S
Elite Crete Systems	
Engrave-A-Crete	
Modello Designs	
The Stamp Store Inc.	S
Surface Gel Tek	

Stencils — Custom Design Services

All in Concrete LLC	S
Colledi Designs	
Concrete Resurrection	S
Concrete Texturing Tool & Supply	S
Decorative Concrete Supply of MT	S
Engrave-A-Crete	
Modello Designs	
The Stamp Store Inc.	S
Surface Gel Tek	

Stencils — Paper

Concrete Texturing Tool & Supply	S
The Stamp Store Inc.	S

Stencils — Stain Block

Concrete Resurrection	S
Decorative Concrete Supply of MT	S
The Stamp Store Inc.	S

Stencils — Templates (reusable)

Colledi Designs	
Concrete Resurrection	S
Elite Crete Systems	
Engrave-A-Crete	
Modello Designs	

Stencils — Vinyl

Colledi Designs	
-----------------	--

Concrete Resurrection S
Concrete Texturing Tool & Supply S
 Decorative Concrete Supply of MT S
Modello Designs
 Surface Gel Tek

Strippers — Epoxy Remover

Abatron Inc.
 Concrete Jungle S
Concrete Texturing Tool & Supply S
 Decorative Concrete Supply Inc. S
 Decorative Concrete Supply of MT S

Strippers — Epoxy Remover (soy-based)

All in Concrete LLC S
 Concrete Jungle S
 Decorative Concrete Supply Inc. S
Franmar Chemical
 Kretus Group S
 Quest Building Products S
The Stamp Store Inc. S

Strippers — General-purpose

Abatron Inc.
Concrete Earth
 Concrete Jungle S
 Concrete Mosaics Inc.
Concrete Resurrection S
Concrete Texturing Tool & Supply S
 Concrettech
 Decorative Concrete Supply Inc. S
 Decorative Concrete Supply of MT S
 Eco Safety Products
Franmar Chemical
Kemiko Decorative & Industrial Coatings
Vexcon Chemicals

Strippers — Mastic Remover

Concrete Earth
 Concrete Jungle S
 Concrete Mosaics Inc.
Concrete Texturing Tool & Supply S
 Decorative Concrete Supply Inc. S
 Decorative Concrete Supply of MT S
 The Malish Corporation
The Stamp Store Inc. S

Strippers — Mastic Remover (soy-based)

All in Concrete LLC S
 Concrete Jungle S
Concrete Texturing Tool & Supply S
 Decorative Concrete Supply Inc. S
Franmar Chemical
 Kretus Group S
 Quest Building Products S

Strippers — Paint Remover

Concrete Jungle S
Concrete Texturing Tool & Supply S
 Decorative Concrete Supply Inc. S
 Decorative Concrete Supply of MT S

Strippers — Paint Remover (biodegradeable)

All in Concrete LLC S
Concrete Earth
 Concrete Jungle S
 Decorative Concrete Supply Inc. S
Franmar Chemical
The Stamp Store Inc. S

Strippers — Sealer Remover

Concrete Earth
 Concrete Jungle S
 Concrete Mosaics Inc.
Concrete Texturing Tool & Supply S
 Decorative Concrete Supply Inc. S
 Decorative Concrete Supply of MT S
 Surface Coatings Inc.

Strippers — Sealer Remover (soy-based)

All in Concrete LLC S
Concrete Earth
 Concrete Jungle S
 Decorative Concrete Supply Inc. S
Franmar Chemical
 Kretus Group S
 Quest Building Products S
The Stamp Store Inc. S

Strippers — Sealer Remover (water-based)

Concrete Jungle S
 Decorative Concrete Supply Inc. S

Surface Scraping — Machines

National Surface Preparation Equipment

Surface Scraping — Tools

The Malish Corporation
 National Surface Preparation Equipment

T

Tampers (see also Texturing Tools)

Concrete Solutions Inc. S
Midwest Rake Company LLC
Proline Concrete Tools
The Stamp Store Inc. S

Terrazzo — Aggregates

Ambient Glow Technology
 Concrete Jungle S

Terrazzo — Cove Strips

Crown Polymers LLC

Terrazzo — Epoxy

Concrete Jungle S
Crown Polymers LLC
Elite Crete Systems

Terrazzo — Systems (see also Overlays)

Concrete Jungle S
Crown Polymers LLC

Terrazzo — Tools

Alpha Professional Tools
Midwest Rake Company LLC
WerkMaster

Texture Rollers — Pattern Finish

Concrete Jungle S
Concrete Texturing Tool & Supply S
Proline Concrete Tools
 Something Better Co. S

Texture Rollers — Salt Finish

Concrete Jungle S
Concrete Texturing Tool & Supply S
Proline Concrete Tools

Texture Rollers — Seamless Texture

Concrete Jungle S
Concrete Texturing Tool & Supply S
 Padco Inc.
Proline Concrete Tools
 Something Better Co. S
The Stamp Store Inc. S

Texturing Sprayers (see Sprayers)

Texturing Tools — Border Stamps

Concrete Jungle S
Concrete Solutions Inc. S
Concrete Texturing Tool & Supply S
 Decorative Concrete Supply Inc. S
 Decorative Concrete Supply of MT S
Elite Crete Systems
Proline Concrete Tools
The Stamp Store Inc. S
Super Stone Inc.

Texturing Tools — Company-designed Stamps

Colledi Designs
 Concrete Jungle S

Concrete Texturing Tool & Supply S
 Decorative Concrete Supply Inc. S
Proline Concrete Tools
L.M. Scofield Company
The Stamp Store Inc. S

Texturing Tools — Custom Design Services

Concrete Jungle S
Concrete Texturing Tool & Supply S
 Decorative Concrete Supply Inc. S
Proline Concrete Tools
L.M. Scofield Company

Texturing Tools — Embossing Stamps (aluminum)

Concrete Jungle S
Concrete Texturing Tool & Supply S
Super Stone Inc.

Texturing Tools — Embossing Stamps (plastic)

Concrete Jungle S
Concrete Texturing Tool & Supply S
Super Stone Inc.

Texturing Tools — Hand Tools

Butterfield Color Inc.
 Concrete Jungle S
Concrete Texturing Tool & Supply S
 Decorative Concrete Supply Inc. S
 Kraft Tool Co.*
Proline Concrete Tools
 Something Better Co. S
The Stamp Store Inc. S

Texturing Tools — Joint Rollers/Strips

Concrete Jungle S
Concrete Texturing Tool & Supply S
Proline Concrete Tools
The Stamp Store Inc. S

Texturing Tools — Pattern Stamps (concrete)

Butterfield Color Inc.
 Concrete Jungle S
Concrete Solutions Inc. S
Concrete Texturing Tool & Supply S
 Concrettech
 The Contractor Source S
 Decorative Concrete Supply Inc. S
 Decorative Concrete Supply of MT S
Elite Crete Systems
INNOTECH Decorative Concrete Products
Proline Concrete Tools
L.M. Scofield Company
 Something Better Co. S
The Stamp Store Inc. S
Super Stone Inc.

Texturing Tools — Pattern Stamps (overlays)

Butterfield Color Inc.	
Concrete Jungle	S
Concrete Solutions Inc.	S
Concrete Texturing Tool & Supply	S
Concrettech	
Decorative Concrete Supply Inc.	S
Decorative Concrete Supply of MT	S
Elite Crete Systems	
INNOTECH Decorative Concrete Products	
Proline Concrete Tools	
L.M. Scofield Company	
Something Better Co.	S
The Stamp Store Inc.	S
Super Stone Inc.	

Texturing Tools — Seamless Texture Skins

Butterfield Color Inc.	
Concrete Jungle	S
Concrete Solutions Inc.	S
Concrete Texturing Tool & Supply	S
Concrettech	
Decorative Concrete Supply Inc.	S
Decorative Concrete Supply of MT	S
Elite Crete Systems	
INNOTECH Decorative Concrete Products	
Proline Concrete Tools	
L.M. Scofield Company	
The Stamp Store Inc.	S
Super Stone Inc.	

Texturing Tools — Tampers

Butterfield Color Inc.	
Concrete Jungle	S
Concrete Solutions Inc.	S
Concrete Texturing Tool & Supply	S
Decorative Concrete Supply Inc.	S
Decorative Concrete Supply of MT	S
Proline Concrete Tools	
The Stamp Store Inc.	S
Super Stone Inc.	

Texturing Tools — Truncated Dome Stamps

Butterfield Color Inc.	
Concrete Texturing Tool & Supply	S
Decorative Concrete Supply Inc.	S
Super Stone Inc.	

Texturing Tools — Vertical Pattern Stamps

Butterfield Color Inc.	
Concrete Jungle	S
Concrete Texturing Tool & Supply	S
Decorative Concrete Supply Inc.	S
Proline Concrete Tools	
Something Better Co.	S
The Stamp Store Inc.	S

Toll Blending Services — Dry Powder Cement Products**Concrete Texturing Tool & Supply** S**Toll Blending Services — Liquid Blending Solvent Based Products****Concrete Texturing Tool & Supply** S**Toll Blending Services — Liquid Blending Water Based Products****Concrete Texturing Tool & Supply** S**Toll Blending Services — Private Labeling****Concrete Texturing Tool & Supply** S**Training**

Ameripolish SureLock Dye	
CHENG Concrete	
Concrete Solutions Inc.	S
Decorative Concrete Supply Inc.	S
Decorative Concrete Supply of MT	S
Elite Crete Systems	
Engrave-A-Crete	
L.M. Scofield Company	
The Stamp Store Inc.	S
Sure Crete Design Products	
Surface Gel Tek	

Training Videos — Business Management**Concrete Texturing Tool & Supply** S**Training Videos — Concrete Countertops**

CHENG Concrete	
The Concrete Countertop Institute	
Concrete Solutions Inc.	S
Concrete Texturing Tool & Supply	S
Decorative Concrete Supply Inc.	S
enCounter	
Something Better Co.	S
The Stamp Store Inc.	S
Surface 519	
Z-Counterform	

Training Videos — Concrete PolishingLythic Solutions Inc.
WerkMaster**Training Videos — Concrete Stamping/Texturing**

Concrete Solutions Inc.	S
Concrete Texturing Tool & Supply	S
Decorative Concrete Supply Inc.	S
Proline Concrete Tools	
Something Better Co.	S
The Stamp Store Inc.	S

Super Stone Inc.**Training Videos — Concrete Surface Preparation**

Kemiko Decorative & Industrial Coatings	
Something Better Co.	S
Surface Gel Tek	

Training Videos — Engraving

Concrete Resurrection	
Engrave-A-Crete	S

Training Videos — Epoxy Flooring**Westcoat****Training Videos — Garage Floor Coatings**

Concrete Solutions Inc.	S
Westcoat	

Training Videos — Overlayments

Concrete Solutions Inc.	S
Concrete Texturing Tool & Supply	S
Skimstone division of Rudd Co., Inc.	
Something Better Co.	S
Super Stone Inc.	
Westcoat	

Training Videos — Rock Features

Something Better Co.	S
----------------------	---

Training Videos — Spanish-English

Concrete Solutions Inc.	S
Skimstone division of Rudd Co., Inc.	

Training Videos — Staining Techniques

Concrete Solutions Inc.	S
Proline Concrete Tools	
L.M. Scofield Company	
The Stamp Store Inc.	S
Super Stone Inc.	

Training Videos — Stenciling Existing Concrete

The Stamp Store Inc.	S
Surface Gel Tek	

Training Videos — Stenciling New Concrete

The Stamp Store Inc.	S
Surface Gel Tek	

Training Videos — Vertical Systems

Decorative Concrete Supply Inc.	S
Something Better Co.	S

The Stamp Store Inc.	S
Surface Gel Tek	

Training Videos — Waterproof Decking**Westcoat****Trowels — Base Tools**

Alpha Professional Tools

Trowels — Bull

Concrete Texturing Tool & Supply	S
Decorative Concrete Supply Inc.	S
The Stamp Store Inc.	S

Trowels — Coving (inside radius)

Concrete Texturing Tool & Supply	S
Midwest Rake Company LLC	
The Stamp Store Inc.	S

Trowels — Coving (outside radius)

Concrete Texturing Tool & Supply	S
The Stamp Store Inc.	S

Trowels — Darby

Concrete Texturing Tool & Supply	S
The Stamp Store Inc.	S

Trowels — Edgers

Concrete Texturing Tool & Supply	S
Decorative Concrete Supply Inc.	S
The Stamp Store Inc.	S

Trowels — Finishing Trowels

Concrete Texturing Tool & Supply	S
Decorative Concrete Supply Inc.	S
Kraft Tool Co.*	
Midwest Rake Company LLC	
The Stamp Store Inc.	S

Trowels — Fresnos

Concrete Texturing Tool & Supply	S
Decorative Concrete Supply Inc.	S
The Stamp Store Inc.	S

Trowels — Grooving Tools (hand)

Concrete Texturing Tool & Supply	S
Decorative Concrete Supply Inc.	S
The Stamp Store Inc.	S

Trowels — Grooving Tools (walking)

Concrete Texturing Tool & Supply	S
Slip Industries Inc.	
The Stamp Store Inc.	S

Trowels — Jointers

Concrete Texturing Tool & Supply	S
Decorative Concrete Supply Inc.	S
The Stamp Store Inc.	S

Trowels — Smoothers

Concrete Texturing Tool & Supply S
Decorative Concrete Supply Inc. S
Midwest Rake Company LLC
The Stamp Store Inc. S

Trowels — Swimming Pool (long-shank)

Concrete Texturing Tool & Supply S

Trowels — Swimming Pool (short-shank)

Concrete Texturing Tool & Supply S

Trowels — Walking Edgers

Concrete Texturing Tool & Supply S
The Stamp Store Inc. S

Trowels — Walking Groovers

Concrete Texturing Tool & Supply S
The Stamp Store Inc. S

U**Underlayment (self-leveling) — Calcium Aluminate Cement**

Dependable Floor Products Inc.
Westcoat

Underlayment (self-leveling) — Cementitious

Concrete Earth
Concrete Texturing Tool & Supply S
Decorative Concrete Supply Inc. S
Dependable Floor Products Inc.
Kretus Group S
Quest Building Products S
Surface 519
Westcoat

Underlayment (self-leveling) — Epoxy

Abatron Inc.
Crown Polymers LLC
Westcoat

Underlayment (self-leveling) — Gypsum

Concrete Earth
Westcoat

V**Vacuums — Dry**

Concrete Countertop Specialties S
Concrete Texturing Tool & Supply S
Kretus Group S
M3 Technologies Inc.
Quest Building Products S
WerkMaster

Vacuums — Filters (HEPA)

Concrete Texturing Tool & Supply S
M3 Technologies Inc.
WerkMaster

Vacuums — Self-cleaning

All in Concrete LLC S
Kretus Group S
Kut-Rite
Quest Building Products S
WerkMaster

Vacuums — Shrouds, Muzzles

All in Concrete LLC S
Alpha Professional Tools
Concrete Countertop Specialties S
Dust Collection Products
Kretus Group S
Kut-Rite
Quest Building Products S
The Stamp Store Inc. S

Vacuums — Wet

Concrete Texturing Tool & Supply S
M3 Technologies Inc.

Vacuums — Wet & Dry

Alpha Professional Tools
Concrete Countertop Specialties S
Concrete Texturing Tool & Supply S
M3 Technologies Inc.
WerkMaster

Vapor Barriers — Concrete Surface Polymer

Crown Polymers LLC
Dependable Floor Products Inc.
Dur-A-Flex Inc.
Elite Crete Systems

Vapor Barriers — Subgrade Films/Membranes (see also Waterproofing)

All in Concrete LLC S
Concrete Texturing Tool & Supply S

Vertical Overlays (Cementitious) — High-build

All in Concrete LLC S
Concrete Earth
Concrete Texturing Tool & Supply S
Elite Crete Systems
Something Better Co. S
The Stamp Store Inc. S

Vertical Overlays (Cementitious) — Stampable/Carvable

Butterfield Color Inc.
Concrete Earth
Concrete Jungle S
Concrete Texturing Tool & Supply S
The Contractor Source S
Decorative Concrete Supply Inc. S
Elite Crete Systems
The Stamp Store Inc. S
Sure Crete Design Products

Vertical Overlays (Cementitious) — Thin-set

Concrete Earth
Concrete Texturing Tool & Supply S
Elite Crete Systems

Vertical Overlays (Polymer)

All in Concrete LLC S
BOLDStone
Concrete Earth
Crown Polymers LLC
Decorative Concrete Supply Inc. S
Elite Crete Systems
The Stamp Store Inc. S

Vertical Overlays (Polymer) — Thin-set

BOLDStone
Crown Polymers LLC
Elite Crete Systems

Vibratory Equipment — Modular (gas)

Metal Forms Corp.

Vibratory Equipment — Tables

Armcon Molds USA

Vinyl Chips (see also Epoxy (base))

Concrete Earth
Concrete Solutions Inc. S
Concrete Texturing Tool & Supply S
Crown Polymers LLC
Decorative Concrete Supply Inc. S
L & D Enterprises S
One Day Floors
The Stamp Store Inc. S

W**Wall Forms (see Forms)****Waterproofing Systems/Membranes**

Concrete Earth
Crown Polymers LLC
Decorative Concrete Supply of MT S
Dur-A-Flex Inc.
The Stamp Store Inc. S
Vexcon Chemicals
Westcoat

Waxes — Countertop Maintenance

All in Concrete LLC S
Concrete Countertop Specialties S
Concrete Earth
Decorative Concrete Supply Inc. S
M3 Technologies Inc.
The Stamp Store Inc. S
Surface 519

Waxes — Countertop Treatment

Concrete Earth
Decorative Concrete Supply Inc. S
M3 Technologies Inc.
The Stamp Store Inc. S
Z-Counterform

Waxes — Floor Maintenance

All in Concrete LLC S
Concrete Texturing Tool & Supply S
Decorative Concrete Supply Inc. S
Kemiko Decorative & Industrial Coatings
M3 Technologies Inc.
The Stamp Store Inc. S
Surface Koatings Inc.
Triple-S Chemicals

Z**Zip Strip (see also Control Joints)**

Decorative Concrete Supply Inc. S

Final Pour



Photos courtesy of Nick Relampagos

Future Lounge

Here's another great idea made possible by decorative concrete: a lounge chair that suns itself.

This sleek S-curve, cast by Nick Relampagos using glass-fiber reinforced concrete, is embedded with radiant heating. Just turn it on and it gently warms you from beneath as the sun shines down from above.

Like other fine finished GFRC pieces, the chair offers a surface that is smooth and pleasant to touch. Unlike some GFRC furniture, it's not cold well after the sun comes up.

If the chair looks familiar, you might be one of the hundreds who relaxed on it at either this year's World of Concrete or Concrete Decor Show and Decorative Concrete Spring Training. Relampagos, who owns It's Concrete!, based in Hayward, Calif., enjoys a close working relationship with Buddy Rhodes, which led to his exhibiting his

chair at the Buddy Rhodes Concrete Products booth during both shows.

Let's let Relampagos tell his story: "While we were talking about upcoming shows, Buddy asked if I had any new designs that were coming up and asked if I wanted to display it. I always had envisioned my own designed lounge chair and told him about it.

"There were already a few concrete lounge chair designs out, but most of them sit on the ground. I wanted mine elevated so I created the base for it. My second idea was that I wanted it heated, so I added the radiant heat. The elevated base was a perfect location for the heater controller.

"The most important issue was the overall design and fit. I concentrated on angles that were tight rather than curvy — it had to look good as well as fit good. I took measurements of different-sized people sitting on a seat

jig that I made and came up with an average on seat, back, thigh and overall length. Next were the angles of the chair — for this I went to my favorite lounge chair and baselined those angles for this lounge chair.

"While at World of Concrete, we brought down a finished lounge chair, which was displayed at the Buddy Rhodes booth, and I made another one at the Artistry in Decorative Concrete demo area. At the end of the show, the lounge chair that we brought and the one that we made were both sold."

More good fortune was in store for Relampagos. Buddy Rhodes Concrete Products now sells his fiberglass chair mold. The company has already shipped molds to Canada and Europe. Another potential customer hopes to cast 50 of the lounge chairs for a resort in Mexico.

 www.itsconcrete.com

A Safer, More Effective Way to Prep Concrete

Decorative Concrete Contractors
rely on SOY•Gel™ from Franmar Chemical.

As Low as....

\$0.27
per sq. ft.

Quick & Easy Removal of Coatings!

** Photo shows concrete enamel
being removed after only 15 minutes.*

- 100% Biodegradable
- Non-Caustic
- Non-Hazardous
- Non-Flammable
- Virtually No Odor
- No Dust
- Made with American
Grown Soybeans
- 100% Satisfaction
Guaranteed!

Check out some of
our other great products:

- Floor Degreasers
- Building Cleaners
- Safe Concrete Etcher
- Graffiti Remover

**CALL
TODAY!**

800-538-5069 • www.franmar.com



FRANMAR
Chemical®

MANUFACTURER OF DECORATIVE CONCRETE DESIGN SYSTEMS



Made in the USA

- ChlorStain® • Super Surface® • Super Tex® • SuperTex Wet & Ready® • Super Veneer Microtopping • Integral Colors •
- Crack Repair Kits • Color Hardener • Epoxy Coatings • Bubble Gum Liquid Release® • Countertop Epoxy • Release Powder •
- Sealers • Stamp Tool Patterns • Overlayment Systems • Super Hydro Tone Stain • Seamless Epoxy System • Training Seminars •

305-681-3561 • WWW.SUPERSTONE.COM • 800-456-3561